



## **JULY 2025 END OF MONTH FINANCIAL REPORTS**

Page 2 – EOM Sustaining Membership and Revenue Charts and Graphs

Page 4 – EOM Financial Summary Reports

Page 6 – Statement of Activities – Actual to Budget

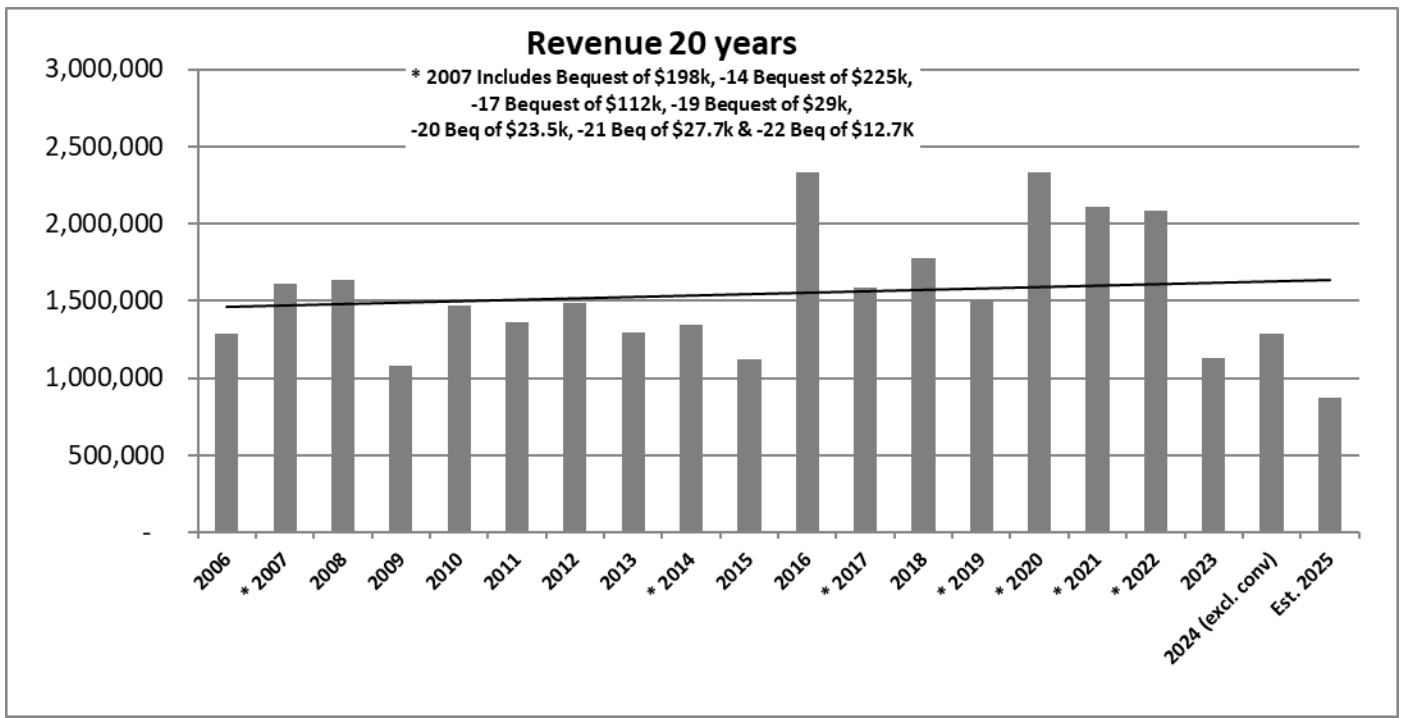
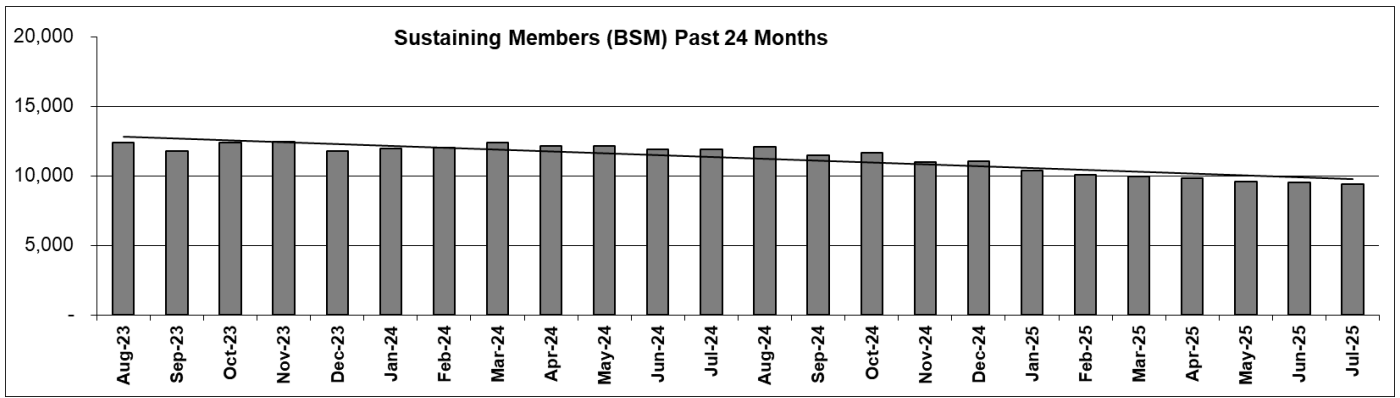
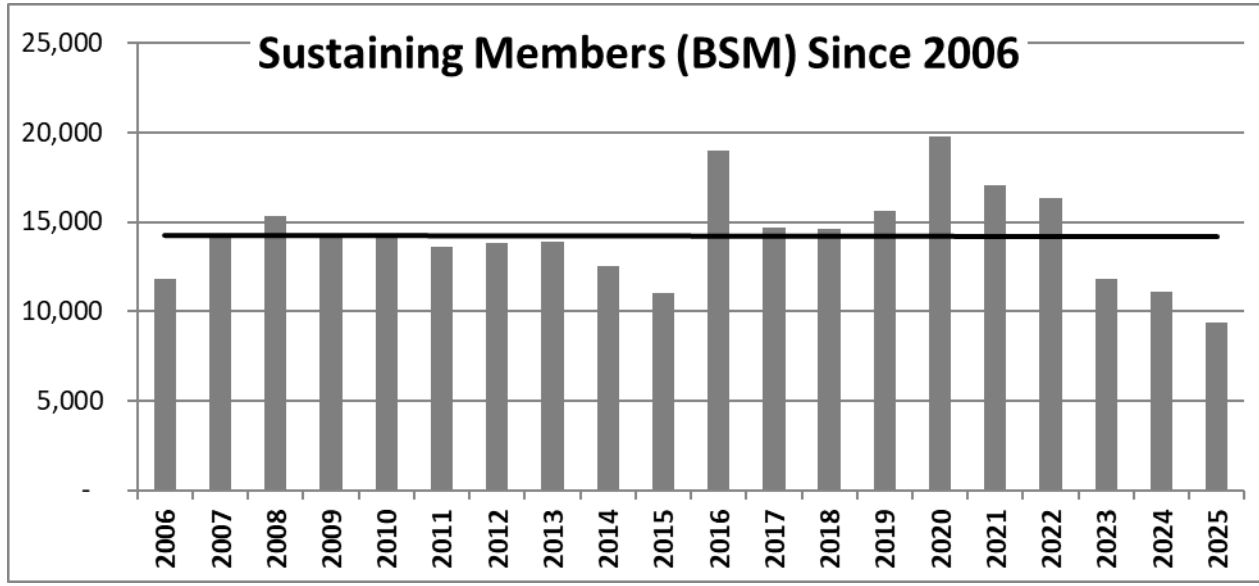
Page 9 – Statement of Financial Position Curr v. Prior Month Comparison

Page 11 – Statement of Cash Flows

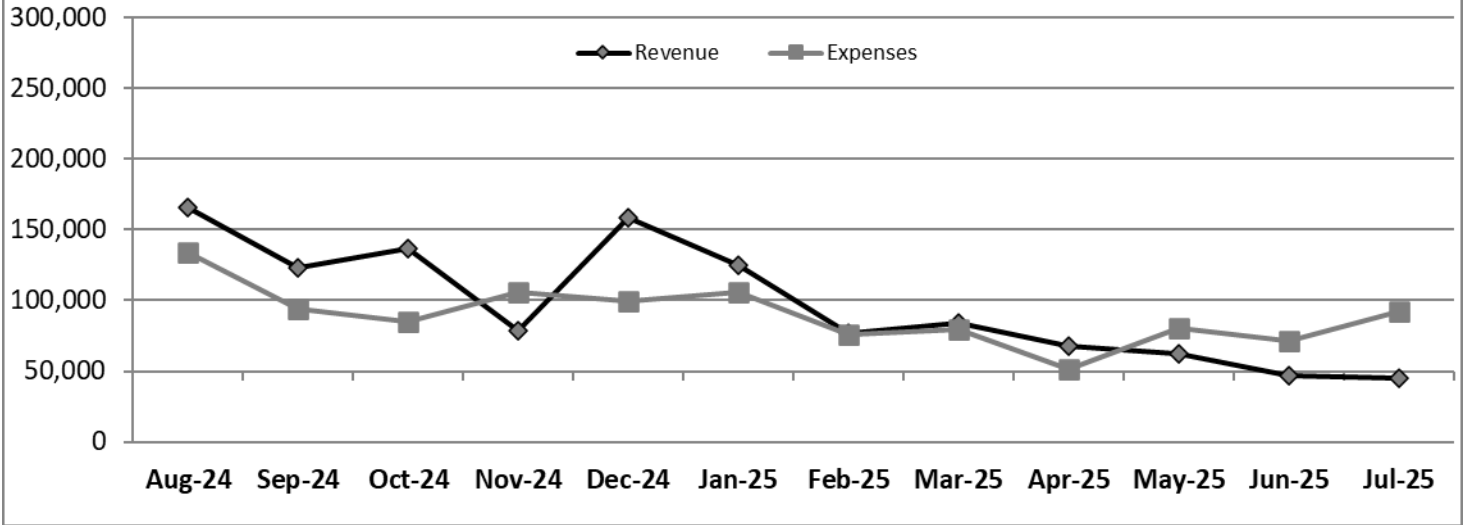
Page 12 – Related Party Transactions

Page 12 – Chair’s Discretionary Disbursements

## End of Month Reports – Charts

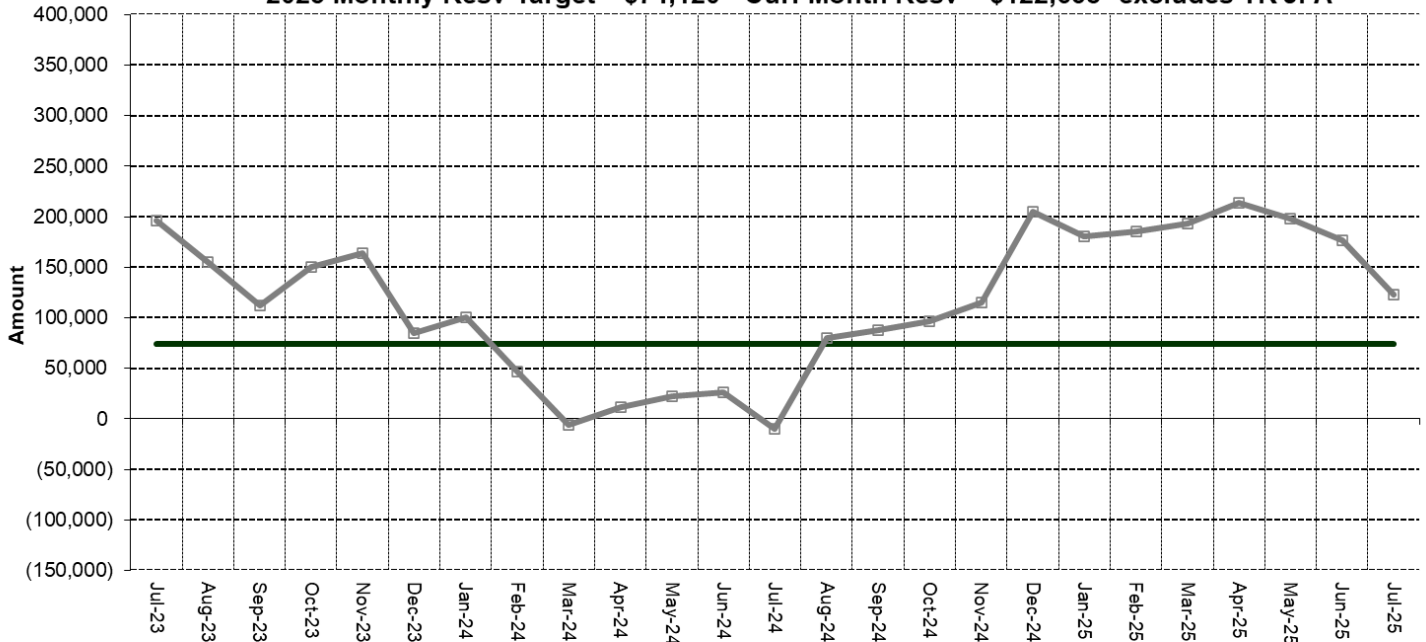


**Monthly Revenue and Expenses - Past 12 Months - \* Non Convention**



**Reserve Adequacy Trend (24 Months)**

2025 Monthly Resv Target = \$74,120 - Curr Month Resv = \$122,638 \*excludes TK JFA



		JAN	FEB	MAR	APR	MAY	JUN	JUL
	<b>Total Cash</b>	\$ 249,193	\$ 244,723	\$ 223,560	\$ 198,323	\$ 183,739	\$ 166,738	\$ 118,763
Minus	<b>Temporary Restricted</b>	\$ 1,730	\$ 1,730	\$ 1,730	\$ 1,730	\$ 1,730	\$ 1,730	\$ 1,730
Minus	<b>Total Deferred Liabilities</b>	\$ 1,667	\$ 419	\$ 375	\$ 367	\$ 691	\$ 796	\$ 868
Minus	<b>Accounts Payable</b>	\$ 11,607	\$ 4,594	\$ 4,490	\$ -	\$ -	\$ 6,609	\$ 1,934
Minus	<b>Credit Card Balance</b>	\$ 85,072	\$ 81,619	\$ 61,975	\$ 36,812	\$ 39,621	\$ 40,778	\$ 41,394
Minus	<b>Accrued Expenses &amp; Liabilities</b>	\$ 38,499	\$ 39,504	\$ 41,541	\$ 44,040	\$ 46,865	\$ 28,080	\$ 20,680
Plus	<b>Prepaid Expenses</b>	\$ 61,891	\$ 60,224	\$ 71,401	\$ 89,893	\$ 94,973	\$ 80,357	\$ 62,768
Plus	<b>Accrued Vacation</b>	\$ 8,052	\$ 8,227	\$ 8,218	\$ 8,221	\$ 8,060	\$ 7,903	\$ 7,713
	<b>Total Cash Reserve Adequacy</b>	\$ 180,560	\$ 185,308	\$ 193,069	\$ 213,488	\$ 197,864	\$ 177,005	\$ 122,638

## **End of Month Reports – Financial Summary**

### **Revenue - by Function as % of Total**

**2019 thru 2025 (Not Including Convention Packages)**

	<b>2019</b>	<b>2020</b>	<b>2021</b>	<b>2022</b>	<b>2023</b>	<b>2024</b>	<b>2025</b>
<b>Membership Revenue</b>	622,486	879,035	700,830	618,573	369,390	259,349	88,403
<b>% Total Non Conv Revenue</b>	41%	42%	33%	36%	33%	20%	17%
<b>General Fundraising</b>	648,038	843,565	1,050,462	969,607	733,173	721,702	287,148
<b>% Total Non Conv Revenue</b>	43%	40%	50%	57%	65%	56%	57%
<b>Project/Program/Other</b>	230,807	363,056	357,632	120,567	28,887	304,959	131,998
<b>% Total Non Conv Revenue</b>	15%	17%	17%	7%	3%	24%	26%
<b>Total Non Convention Revenue</b>	1,501,331	2,085,656	2,108,924	1,708,747	1,131,450	1,286,009	507,549

## **P&L Acct Summary Last Month Plus YTD**

**January through December 2025**

	<b>Jan-25</b>	<b>Feb-25</b>	<b>Mar-25</b>	<b>Apr-25</b>	<b>May-25</b>	<b>Jun-25</b>	<b>Jul-25</b>	<b>TOTAL</b>
<b>Revenue</b>								
<b>4-4000 · Fundraising Membership Prog Rev</b>	64,553	52,537	59,937	54,235	57,567	45,866	42,211	376,906
<b>4-4100 · Restricted Project Revenue</b>	0	0	212	176	176	176	176	916
<b>4-4200 · Convention &amp; Special Event Rev</b>								0
<b>4200 - 49999 · Events, Program, Other</b>								0
<b>4700 Other Receipts</b>	65	55	0	0	4,611	0	1,034	5,765
<b>4800 Misc Income</b>	57,485	24,286	24,159	13,370			1,537	120,836
<b>Credit Card Rewards</b>	2,542		178			405		3,125
<b>Total Revenue</b>	124,645	76,878	84,486	67,781	62,354	46,448	44,958	507,549
<b>Expense</b>								0
<b>7-7000 · Fundraising Membership Prog Exp</b>	8,088	6,800	10,088	8,245	11,351	12,321	24,368	81,261
<b>7-7200 Convention &amp; Special Event Exp</b>							(2,486)	(2,486)
<b>7000 General Fundraising Expense</b>	330	975	95		975	28	500	2,902
<b>7300 Program Related Expenses</b>	3,000	3,000	3,000	3,000	3,000	3,000	3,000	21,000
<b>8000 · Salary &amp; Related Expense</b>	61,912	41,725	39,128	37,248	36,884	35,207	42,513	294,617
<b>8100 · Admin &amp; Overhead Expense</b>	7,090	7,275	10,547	6,678	12,618	6,629	9,155	59,991
<b>8200 · Professional Services</b>	23,541	14,135	14,586	(5,589)	13,436	12,713	13,712	86,534
<b>8300 · Depreciation Expense</b>	1,846	1,846	1,846	1,846	1,846	1,846	1,846	12,921
<b>Total Expense</b>	105,807	75,756	79,289	51,427	80,111	71,744	92,608	556,741
<b>Net Operating Income</b>	<b>18,839</b>	<b>1,122</b>	<b>5,196</b>	<b>16,354</b>	<b>(17,757)</b>	<b>(25,296)</b>	<b>(47,650)</b>	<b>(49,192)</b>
<b>Released from Restriction</b>								0
<b>Net Income</b>	18,839	1,122	5,196	16,354	(17,757)	(25,296)	(47,650)	(49,192)

# Balance Sheet Summary

Libertarian National Committee Inc

As of July 31, 2025

Account	↕ Total
<b>∨ Assets</b>	
<b>∨ Current Assets</b>	
Bank Accounts	\$606,846.98
Accounts Receivable	-
Other Current Assets	\$66,098.14
<b>Total for Current Assets</b>	<b>\$672,945.12</b>
Fixed Assets	\$722,334.51
Other Assets	-
<b>Total for Assets</b>	<b>\$1,395,279.63</b>
<b>∨ Liabilities and Equity</b>	
<b>∨ Liabilities</b>	
<b>∨ Current Liabilities</b>	
Accounts Payable	\$1,933.59
Credit Cards	\$41,393.67
Other Current Liabilities	\$509,631.95
<b>Total for Current Liabilities</b>	<b>\$552,959.21</b>
Long-term Liabilities	-
<b>Total for Liabilities</b>	<b>\$552,959.21</b>
Equity	\$842,320.42
<b>Total for Liabilities and Equity</b>	<b>\$1,395,279.63</b>

**Libertarian National Committee Inc**  
**Budget vs. Actual**  
**January 2025 - July 2025**

	Jul 2025			Total		
	Actual	Budget	over Budget	Actual	Budget	over Budget
<b>Income</b>						
<b>4-4000 Fundraising Membership Prog Rev</b>			-	-	-	-
<b>4000-10 General Fundraising</b>	14,101	30,000	(15,899)	78,433	210,000	(131,567)
<b>4000-20 Other Membership</b>	12,794	15,000	(2,206)	88,403	105,000	(16,597)
<b>4000-30 Recurring Membership</b>	15,066	25,000	(9,934)	207,831	175,000	32,831
<b>4000-40 Ballot Access - Voter Reg Rev</b>	57	2,500	(2,443)	885	17,500	(16,615)
<b>4000-50 Campaign Candidate Support Rev</b>	172	2,500	(2,328)	1,242	17,500	(16,258)
<b>4000-60 Affiliate Support Revenue</b>	22		22	108	-	108
<b>4000-70 Historic Preservation Revenue</b>	-		-	5	-	5
<b>Total 4-4000 Fundraising Membership Prog Rev</b>	<b>42,211</b>	<b>75,000</b>	<b>(32,789)</b>	<b>376,906</b>	<b>525,000</b>	<b>(148,094)</b>
<b>4-4100 Restricted Project Revenue</b>			-	-	-	-
<b>4100.10 Building Fund Revenue</b>	131		131	655	-	655
<b>4100.20 Legal Fund Revenue</b>	45		45	262	-	262
<b>Total 4-4100 Restricted Project Revenue</b>	<b>176</b>	<b>-</b>	<b>176</b>	<b>916</b>	<b>-</b>	<b>916</b>
<b>4700 Other Receipts</b>			-	-	-	-
<b>4710 Interest &amp; Dividends</b>	1,034		1,034	1,154	-	1,154
<b>4720 Miscellaneous Receipts</b>			-	4,611	-	4,611
<b>Total 4700 Other Receipts</b>	<b>1,034</b>	<b>-</b>	<b>1,034</b>	<b>5,765</b>	<b>-</b>	<b>5,765</b>
<b>4800 Misc Income</b>	1,537		1,537	1,537	-	1,537
<b>4820 JFA Commissions</b>		10,000	(10,000)	119,300	170,000	(50,700)
<b>Total 4800 Misc Income</b>	<b>1,537</b>	<b>10,000</b>	<b>(8,463)</b>	<b>120,836</b>	<b>170,000</b>	<b>(49,164)</b>
<b>Credit Card Rewards</b>			-	3,125	-	3,125
<b>Total Income</b>	<b>44,958</b>	<b>85,000</b>	<b>(40,042)</b>	<b>507,549</b>	<b>695,000</b>	<b>(187,451)</b>
<b>Gross Profit</b>	<b>44,958</b>	<b>85,000</b>	<b>(40,042)</b>	<b>507,549</b>	<b>695,000</b>	<b>(187,451)</b>

**Libertarian National Committee Inc**  
**Budget vs. Actual**  
**January 2025 - July 2025**

	Jul 2025			Total		
	Actual	Budget	over Budget	Actual	Budget	over Budget
<b>Expenses</b>						
7-7000 Fundraising Membership Prog Exp			-	-	-	-
7000-10 General Fundraising Expenses		5,000	(5,000)	3,925	37,000	(33,075)
7000-20 Other Membership Expense	2,863		2,863	10,553	-	10,553
7000-30 Recurring Membership Expenses	18,223	2,500	15,723	36,395	17,500	18,895
7000-60 Credit Card Fees Expense	2,483		2,483	19,125	-	19,125
7000-70 Store Expenses	390	2,000	(1,610)	3,744	14,000	(10,256)
7000-80 Core Services Expense			-	-	-	-
7000-81 Outreach & Activism Expense	8	6,000	(5,992)	4,350	34,000	(29,650)
7000-86 Ballot Access Petitioning Expense		10,000	(10,000)	-	40,000	(40,000)
7000-90 Historic Preservation Expense	400	400	-	3,170	2,800	370
<b>Total 7000-80 Core Services Expense</b>	<b>408</b>	<b>16,400</b>	<b>(15,992)</b>	<b>7,520</b>	<b>76,800</b>	<b>(69,280)</b>
<b>Total 7-7000 Fundraising Membership Prog Exp</b>	<b>24,368</b>	<b>25,900</b>	<b>(1,532)</b>	<b>81,261</b>	<b>145,300</b>	<b>(64,039)</b>
7-7200 Convention & Special Event Expe			-	-	-	-
7200-10 Convention General Expenses	6		6	6	-	6
7200-40 Special Event Expense	(2,492)		(2,492)	(2,492)	-	(2,492)
<b>Total 7-7200 Convention &amp; Special Event Expe</b>	<b>(2,486)</b>	<b>-</b>	<b>(2,486)</b>	<b>(2,486)</b>	<b>-</b>	<b>(2,486)</b>
7000 General Fundraising Expense			-	-	-	-
7040 Tele Fundraising Expense	500		500	2,545	-	2,545
7095 Credit Card Prc Fees			-	357	-	357
<b>Total 7000 General Fundraising Expense</b>	<b>500</b>	<b>-</b>	<b>500</b>	<b>2,902</b>	<b>-</b>	<b>2,902</b>
7300 Program-Related Expenses			-	-	-	-
7360 Campaign Support & Initiatives			-	-	-	-
7360-40 Campaign/Candidate Support	3,000		3,000	21,000	-	21,000
<b>Total 7360 Campaign Support &amp; Initiatives</b>	<b>3,000</b>	<b>-</b>	<b>3,000</b>	<b>21,000</b>	<b>-</b>	<b>21,000</b>
<b>Total 7300 Program-Related Expenses</b>	<b>3,000</b>	<b>-</b>	<b>3,000</b>	<b>21,000</b>	<b>-</b>	<b>21,000</b>
8000 Salary & Related Expense			-	-	-	-
8005 Salary Hourly Bonus Sick & Vac	26,051	30,000	(3,949)	178,725	198,000	(19,275)
8015 Contractor Admin & Internships	9,100	9,700	(600)	68,384	67,900	484
8020 Employer Cont to P/R Tax	2,618	2,000	618	16,026	14,000	2,026
8030 Employer Cont to 401K & Adm	750	500	250	4,793	3,500	1,293
8040 Fed & State Unemployment		150	(150)	-	1,050	(1,050)
8060 Health Insurance	1,305	2,600	(1,295)	12,768	18,200	(5,432)
8065 Workers Comp Insurance		150	(150)	-	1,050	(1,050)
8070 Other Bens, Gdwill & Training		50	(50)	50	350	(300)
8080 Payroll Service Fees	2,689	1,700	989	13,768	11,900	1,868
8090 Employee Search			-	104	-	104
<b>Total 8000 Salary &amp; Related Expense</b>	<b>42,513</b>	<b>46,850</b>	<b>(4,337)</b>	<b>294,617</b>	<b>315,950</b>	<b>(21,333)</b>

**Libertarian National Committee Inc**  
**Budget vs. Actual**  
**January 2025 - July 2025**

	Jul 2025			Total		
	Actual	Budget	over Budget	Actual	Budget	over Budget
<b>Expenses</b>						
<b>8100 Admin &amp; Overhead Expense</b>			-	-	-	-
8110 Ofc Supplies & Non Cap Equipt	153	75	78	1,147	525	622
8120 Telephone & Data Services	268	440	(172)	3,072	3,080	(8)
8125 Equipment Leases & Maint.			-	394	-	394
8130 Postage & Shipping	631	6,000	(5,369)	6,054	12,300	(6,246)
8140 Travel, Meeting, & Meals Exp		-	-	7,009	8,500	(1,491)
8160 Insurance - D/O Cyber - Other		-	-	-	16,000	(16,000)
8170 Occupancy Expenses			-	-	-	-
8170-20 Utilities Expense	246	300	(54)	1,842	2,100	(258)
8170-30 Property Taxes, Fees & Permits	777	-	777	5,488	7,200	(1,712)
8170-40 Maintenance, Cleaning & Repairs	170	45	125	975	315	660
8170-50 Property / GL Insurance	1,677	-	1,677	4,608	4,200	408
8170-60 Assc Fees, Rent & Storage	214	210	4	1,498	1,470	28
8170-70 Office Move Related Expenses	226		226	226	-	226
<b>Total 8170 Occupancy Expenses</b>	<b>3,310</b>	<b>555</b>	<b>2,755</b>	<b>14,636</b>	<b>15,285</b>	<b>(649)</b>
8190 Software, Hardware & Other IT	3,878	3,000	878	19,022	22,500	(3,478)
8195 Other Expenses & Bank Fees	888	850	38	8,506	5,950	2,556
8198 Melio services fee	28		28	150	-	150
<b>Total 8100 Admin &amp; Overhead Expense</b>	<b>9,155</b>	<b>10,920</b>	<b>(1,765)</b>	<b>59,991</b>	<b>84,140</b>	<b>(24,149)</b>
<b>8200 Professional Services</b>			-	-	-	-
8210 Legal			-	-	-	-
8210-10 Legal - General	4,500	4,500	-	43,648	31,700	11,948
<b>Total 8210 Legal</b>	<b>4,500</b>	<b>4,500</b>	<b>-</b>	<b>43,648</b>	<b>31,700</b>	<b>11,948</b>
8220 Accounting	3,165	2,500	665	18,082	42,000	(23,918)
8230 FEC Filing & Consulting	2,000	2,000	-	12,000	14,000	(2,000)
8240 Computer Services	4,046	1,500	2,546	4,290	17,000	(12,710)
8250 Other Professional Services		100	(100)	8,500	700	7,800
8270 Payment Processing Fee			-	14	-	14
<b>Total 8200 Professional Services</b>	<b>13,712</b>	<b>10,600</b>	<b>3,112</b>	<b>86,534</b>	<b>105,400</b>	<b>(18,866)</b>
<b>8300 Depreciation Expense</b>	<b>1,846</b>	<b>2,000</b>	<b>(154)</b>	<b>12,921</b>	<b>14,000</b>	<b>(1,079)</b>
<b>Total Expenses</b>	<b>92,608</b>	<b>96,270</b>	<b>(3,662)</b>	<b>556,741</b>	<b>664,790</b>	<b>(108,049)</b>
<b>Net Operating Income</b>	<b>(47,650)</b>	<b>(11,270)</b>	<b>(36,380)</b>	<b>(49,192)</b>	<b>30,210</b>	<b>(79,402)</b>
<b>Net Income</b>	<b>(47,650)</b>	<b>(11,270)</b>	<b>(36,380)</b>	<b>(49,192)</b>	<b>30,210</b>	<b>(79,402)</b>

# Libertarian National Committee Inc

## Balance Sheet

As of July 31, 2025

	Total			
	As of Jul 31, 2025	As of Jun 30, 2025 (PP)	Change	% Change
<b>ASSETS</b>				
<b>Current Assets</b>				
<b>Bank Accounts</b>				
11 Cash	-	-	-	
111U PNC Checking 8115 (Unrest)	14,651	39,989	(25,337)	-63.36%
112U Truist xxx8394 (Unrestricted)	98,830	108,870	(10,039)	-9.22%
113R PNC Check 2497 (Restricted)	10	10	-	0.00%
114R Truist xxx8408 (Rest Building)	1,730	1,730	-	0.00%
119R Truist xxx0094 JFA (Restricted)	38,084	459,427	(421,343)	-91.71%
<b>Total 11 Cash</b>	<b>153,306</b>	<b>610,026</b>	<b>(456,720)</b>	<b>-74.87%</b>
11.1 Investments			-	
110I PNC Bond Money Market	2,511	19	2,491	12880.97%
119R MM 119R MM Truist xxx0192 JFA (Restricted)	451,030		451,030	
<b>Total 11.1 Investments</b>	<b>453,541</b>	<b>19</b>	<b>453,522</b>	<b>2344992.97%</b>
<b>Total Bank Accounts</b>	<b>606,847</b>	<b>610,045</b>	<b>(3,198)</b>	<b>-0.52%</b>
<b>Other Current Assets</b>				
1500 Undeposited Funds	-	4,611	(4,611)	-100.00%
1501 Undeposited Funds - Zoho / Checks	3,330	4,079	(749)	-18.36%
16 Prepaid Expenses	-	-	-	
164 Prepaid Services	7,247	27,597	(20,350)	-73.74%
166 Prepaid Insurance	15,521	17,198	(1,677)	-9.75%
167 Prepaid Convention - Spec Event	40,000	40,000	-	0.00%
<b>Total 16 Prepaid Expenses</b>	<b>62,768</b>	<b>84,796</b>	<b>(22,027)</b>	<b>-25.98%</b>
<b>Total Other Current Assets</b>	<b>66,098</b>	<b>93,485</b>	<b>(27,387)</b>	<b>-29.30%</b>
<b>Total Current Assets</b>	<b>672,945</b>	<b>703,531</b>	<b>(30,586)</b>	<b>-4.35%</b>
<b>Fixed Assets</b>				
17 Fixed Assets			-	
172 Furniture & Fixtures	25,879	25,879	-	0.00%
173 Office Equipment	16,797	16,797	-	0.00%
174 Computer Hardware	36,449	36,449	-	0.00%
175 Computer Software	134,614	134,614	-	0.00%
177 Office Building	-	-	-	
177-10 Physical Structure	477,119	477,119	-	0.00%
177-20 Land	347,881	347,881	-	0.00%
<b>Total 177 Office Building</b>	<b>825,000</b>	<b>825,000</b>	<b>-</b>	<b>0.00%</b>
178 Ofc Imprmnt Acq & Capt Expense	70,519	70,519	-	0.00%
179 Accumulated Depreciation	(386,923)	(385,077)	(1,846)	-0.48%
<b>Total 17 Fixed Assets</b>	<b>722,335</b>	<b>724,180</b>	<b>(1,846)</b>	<b>-0.25%</b>
<b>Total Fixed Assets</b>	<b>722,335</b>	<b>724,180</b>	<b>(1,846)</b>	<b>-0.25%</b>
<b>TOTAL ASSETS</b>	<b>1,395,280</b>	<b>1,427,711</b>	<b>(32,432)</b>	<b>-2.27%</b>

**Libertarian National Committee Inc**  
**Balance Sheet**  
As of July 31, 2025

	Total		Change	% Change
	As of Jul 31, 2025	As of Jun 30, 2025 (PP)		
<b>LIABILITIES AND EQUITY</b>				
<b>Liabilities</b>				
<b>Current Liabilities</b>				
<b>Accounts Payable</b>				
21 Accounts Payable	1,934	8,659	(6,726)	-77.67%
<b>Total Accounts Payable</b>	<b>1,934</b>	<b>8,659</b>	<b>(6,726)</b>	<b>-77.67%</b>
<b>Credit Cards</b>				
<b>22 Credit Cards</b>				
2223 PNC Bus Options Visa	31,576	30,860	717	2.32%
2225 BB&T Visa	9,818	9,919	(101)	-1.02%
<b>Total 22 Credit Cards</b>	<b>41,394</b>	<b>40,778</b>	<b>615</b>	<b>1.51%</b>
<b>Total Credit Cards</b>	<b>41,394</b>	<b>40,778</b>	<b>615</b>	<b>1.51%</b>
<b>Other Current Liabilities</b>				
<b>24 Accrued Expenses</b>				
241 Accrued Payroll	5,705	13,691	(7,986)	-58.33%
242 Accrued Vacation	7,713	7,903	(191)	-2.41%
245 Accrued Real Estate Tax	6,781	6,004	777	12.94%
<b>Total 24 Accrued Expenses</b>	<b>20,198</b>	<b>27,598</b>	<b>(7,400)</b>	<b>-26.81%</b>
<b>25 Accrued Payroll Taxes</b>				
251 Payroll Tax Liabilities	482	482	-	0.00%
<b>Total 25 Accrued Payroll Taxes</b>	<b>482</b>	<b>482</b>	<b>-</b>	<b>0.00%</b>
<b>27 Deferred Liabilities</b>				
276 Joint Affiliate Portion of Rev	868	796	73	9.12%
277 JFA Liability	488,084	459,427	28,657	6.24%
<b>Total 27 Deferred Liabilities</b>	<b>488,952</b>	<b>460,223</b>	<b>28,729</b>	<b>6.24%</b>
<b>Total Other Current Liabilities</b>	<b>509,632</b>	<b>488,303</b>	<b>21,329</b>	<b>4.37%</b>
<b>Total Current Liabilities</b>	<b>552,959</b>	<b>537,741</b>	<b>15,218</b>	<b>2.83%</b>
<b>Total Liabilities</b>	<b>552,959</b>	<b>537,741</b>	<b>15,218</b>	<b>2.83%</b>
<b>Equity</b>				
31 General Operating	889,782	889,782	-	0.00%
<b>32 Temp. Restricted Balances</b>				
3204 Fund - Building	1,730	1,730	-	0.00%
<b>Total 32 Temp. Restricted Balances</b>	<b>1,730</b>	<b>1,730</b>	<b>-</b>	<b>0.00%</b>
Net Income	(49,192)	(1,542)	(47,650)	-3090.23%
<b>Total Equity</b>	<b>842,320</b>	<b>889,970</b>	<b>(47,650)</b>	<b>-5.35%</b>
<b>TOTAL LIABILITIES AND EQUITY</b>	<b>1,395,280</b>	<b>1,427,711</b>	<b>(32,432)</b>	<b>-2.27%</b>

**Statement of Cash Flows**  
**Libertarian National Committee Inc**  
**January-July, 2025**

	Jan-25	Feb-25	Mar-25	Apr-25	May-25	Jun-25	Jul-25	Total
<b>OPERATING ACTIVITIES</b>								
Net Income	18,839	1,122	5,196	16,354	(17,757)	(25,296)	(47,650)	(49,192)
Adjustments to reconcile Net Income to Net Cash provided by operations:								
1501 Undeposited Funds - Zoho / Checks	8,631	479	(3,058)	1,641	430	1,694	749	10,567
164 Prepaid Expenses:Prepaid Services	(7,873)	3,793	(9,050)	(1,330)	(4,206)	2,960	20,350	4,643
166 Prepaid Expenses:Prepaid Insurance				(15,036)	1,253	(3,416)	1,677	(15,521)
21 Accounts Payable	24,774	(67,476)	(473)	(2,253)	(14,687)	6,614	(6,726)	(60,227)
2223 Credit Cards:PNC Bus Options Visa	(6,118)	(7,218)	2,323	65	2,634	971	717	(6,625)
2225 Credit Cards:BB&T Visa	589	3,765	(21,967)	(25,228)	175	186	(101)	(42,582)
241 Accrued Expenses:Accrued Payroll	3,742		1,177	1,706	2,210	1,537	(7,986)	2,385
242 Accrued Expenses:Accrued Vacation	81	175	(9)	3	(161)	(157)	(191)	(258)
244 Accrued Expenses:Other Accrued Expenses						(21,000)		(21,000)
245 Accrued Expenses:Accrued Real Estate Tax	777	777	777	777	777	777	777	5,438
251 Accrued Payroll Taxes:Payroll Tax Liabilities	167	51	93	113		58		482
264-1 Accrued Organizational Taxes:Sales Tax Liability:Sales Tax Liability - CA				(66)				(66)
264-3 Accrued Organizational Taxes:Sales Tax Liability:Sales Tax Liability - PA				(13)				(13)
264-4 Accrued Organizational Taxes:Sales Tax Liability:Sales Tax Liability - TX				(14)				(14)
264-5 Accrued Organizational Taxes:Sales Tax Liability:Sales Tax Liability - VA		2		(8)				(5)
276 Deferred Liabilities:Joint Affiliate Portion of Rev	(171)	(1,248)	(44)	(8)	324	105	73	(970)
277 Deferred Liabilities:JFA Liability	58,364	(202,813)	155,481	27,214	120,319	139,150	28,657	326,371
<b>Total for Adjustments to reconcile Net Income to Net Cash provided by operations:</b>	<b>82,963</b>	<b>(269,714)</b>	<b>125,250</b>	<b>(12,437)</b>	<b>109,068</b>	<b>129,479</b>	<b>37,995</b>	<b>202,605</b>
<b>Net cash provided by operating activities</b>	<b>101,802</b>	<b>(268,592)</b>	<b>130,446</b>	<b>3,917</b>	<b>91,311</b>	<b>104,184</b>	<b>(9,655)</b>	<b>153,413</b>
<b>INVESTING ACTIVITIES</b>								
179 Fixed Assets:Accumulated Depreciation	1,846	1,846	1,846	1,846	1,846	1,846	1,846	12,921
<b>Net cash provided by investing activities</b>	<b>1,846</b>	<b>1,846</b>	<b>1,846</b>	<b>1,846</b>	<b>1,846</b>	<b>1,846</b>	<b>1,846</b>	<b>12,921</b>
<b>FINANCING ACTIVITIES</b>								
<b>NET CASH INCREASE FOR PERIOD</b>	<b>103,648</b>	<b>(266,746)</b>	<b>132,292</b>	<b>5,763</b>	<b>93,157</b>	<b>106,030</b>	<b>(7,809)</b>	<b>166,334</b>

**RELATED PARTY TRANSACTIONS AS OF: 8/19/2025**

Related Party Donations	BSM Expires	Date of Last Contribution	Amount	YTD Contributions	Lifetime Giving (Since 1990)
Paul Darr	08/04/26	08/03/25	\$ 103.20	\$ 1,256.55	\$ 1,410.59
Paul Bracco	Life Member	02/01/25	\$ 5.00	\$ 26.30	\$ 1,713.00
Keith Thompson	Life Member	08/03/25	\$ 103.20	\$ 300.53	\$ 1,350.00
Ben Wier	05/25/26	05/23/25	\$ 26.05	\$ 52.10	\$ 203.15
Travis Bost	Life Member	08/07/25	\$ 51.75	\$ 483.49	\$ 3,304.35
Robert Vinson	12/16/25	12/17/24	\$ 26.03	\$ -	\$ 50.00
Aron Lam	02/02/26	02/01/25	\$ 51.75	\$ 51.75	\$ 339.00
Evan McMahon	Life Member	05/17/25	\$ 50.00	\$ 50.00	\$ 2,517.10
Matt Johnson	Life Member	07/25/25	\$ 50.00	\$ 986.20	\$ 4,525.85
Otto Dassing	02/01/26	01/31/25	\$ 25.00	\$ 25.00	\$ 650.00
Andrew Chadderdon	Life Member	07/26/25	\$ 5.15	\$ 160.25	\$ 1,975.30
Jonathan McGee	Life Member	08/04/25	\$ 103.20	\$ 4,012.30	\$ 2,887.25
Jessi Cowart	03/09/26	08/06/25	\$ 10.59	\$ 381.27	\$ 511.47
Patrick Ford	08/03/26	08/02/25	\$ 25.00	\$ 25.00	\$ 550.00
Meredith Hays	05/08/26	05/07/25	\$ 26.03	\$ 52.08	\$ 158.15
Gregory Hertzsch	Life Member	08/01/25	\$ 10.00	\$ 142.10	\$ 5,275.00
Trendalyn Hallesy	05/19/26	05/18/25	\$ 51.75	\$ 103.50	\$ 192.10
Dustin Nanna	06/12/26	06/10/25	\$ 25.00	\$ 25.00	\$ 1,358.00
Steven Nekhaila	Life Member	08/03/25	\$ 1,000.00	\$ 2,398.73	\$ 4,345.00
William Redpath	Life Member	08/03/25	\$ 100.00	\$ 768.59	\$ 108,157.39
Andrew Watkins	Life Member	11/10/24	\$ 25.00	\$ -	\$ 1,101.75
James Wiley	05/16/26	05/16/25	\$ 26.03	\$ 26.03	\$ 91.03
Austin Martin	02/02/26	05/17/25	\$ 60.00	\$ 86.03	\$ 86.03
Samual Bohler	07/14/26	08/04/25	\$ 257.55	\$ 423.27	\$ 869.19
Douglas Knebel	08/04/26	08/03/25	\$ 103.20	\$ 129.23	\$ 129.23
Katherine Yeniscavich	Life Member	05/14/25	\$ 10.30	\$ 51.50	\$ 2,697.10
Caryn Ann Harlos	Life Member	05/27/24	\$ 25.75	\$ -	\$ 5,828.93
Adrian Malagon	Life Member	05/01/25	\$ 5.15	\$ 525.75	\$ 1,855.80
Roman Garcia	Life Member	12/25/24	\$ 100.00	\$ -	\$ 5,389.55
Angela McArdle	07/08/25	05/31/25	\$ 5.00	\$ -	\$ 1,952.30
Nick Shawhan	03/01/25	02/29/24	\$ 125.00	\$ -	\$ 625.00
Adam Haman	06/19/25	08/22/24	\$ 51.75	\$ -	\$ 663.47
Total Contributions (Curr Board):			\$ 2,330.78	\$ 11,412.80	\$ 146,447.03

Related Party Disbursements	Memo	Current Month Disbursement	YTD Disbursements
Free Libertarian Party New Mexico	State Membership Transfer		
LPAK - LP Alaska	State Membership Transfer	\$ 35.00	\$ 370.00
LPCA - LP California	State Membership Transfer	\$ 75.00	\$ 1,750.00
LPIA - LP Iowa		\$ 20.00	\$ 20.00
LPME - LP ME	Ballot Access		
LPNM - LP New Mexico	State Membership Transfer		\$ 14.70
LP - North Dakota	Membership		
LPVA - LP Virginia	State Membership Transfer	\$ 32.35	\$ 270.50
Total Disbursements:		\$ 162.35	\$ 2,425.20

**CHAIR'S DISCRETIONARY DISBURSEMENTS FOR 2025**

Chair	Memo	MTD	YTD