



## **DECEMBER 2025 END OF MONTH FINANCIAL REPORTS**

Page 2 – EOM Sustaining Membership and Revenue Charts and Graphs

Page 4 – EOM Financial Summary Reports

Page 6 – Statement of Activities – Actual to Budget

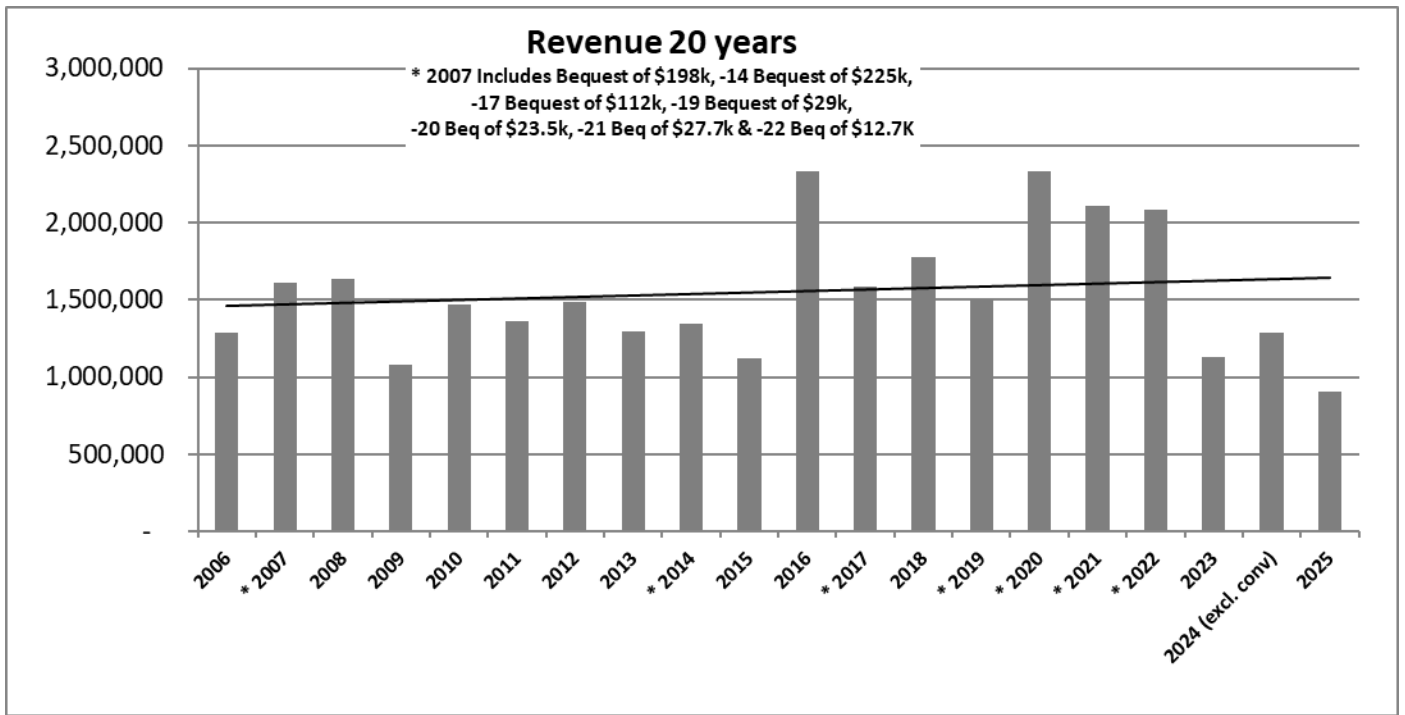
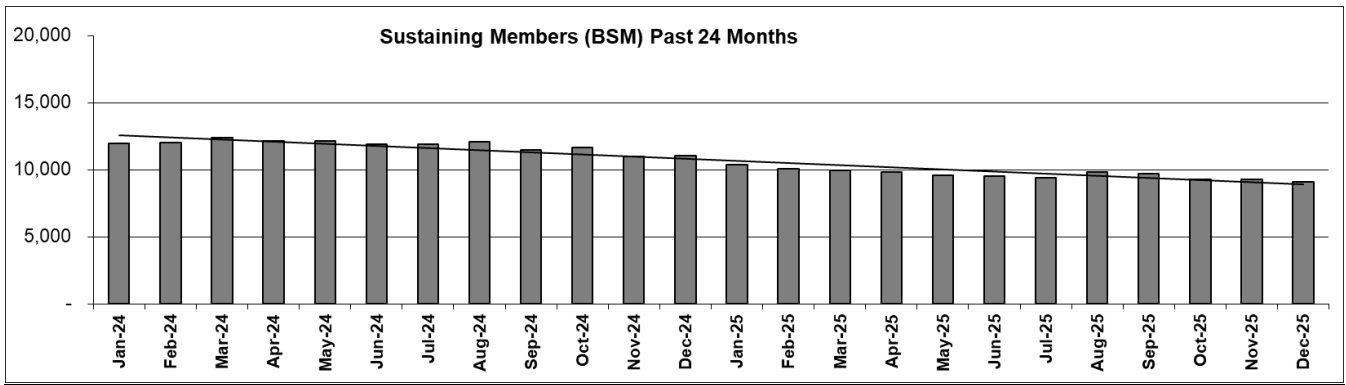
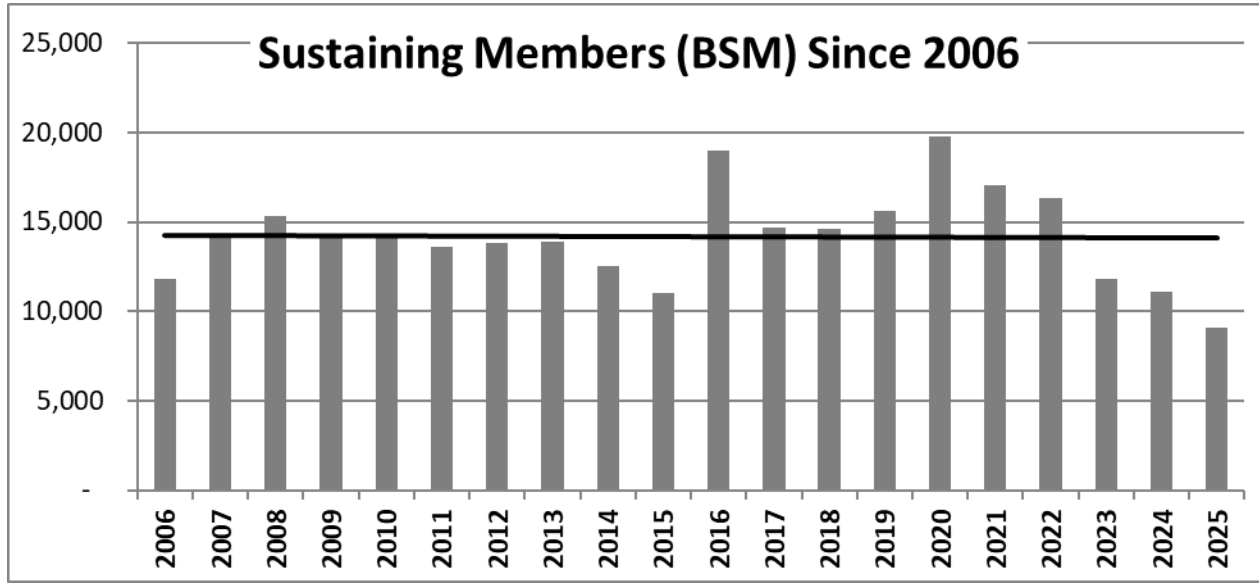
Page 9 – Statement of Financial Position Curr v. Prior Month Comparison

Page 11 – Statement of Cash Flows

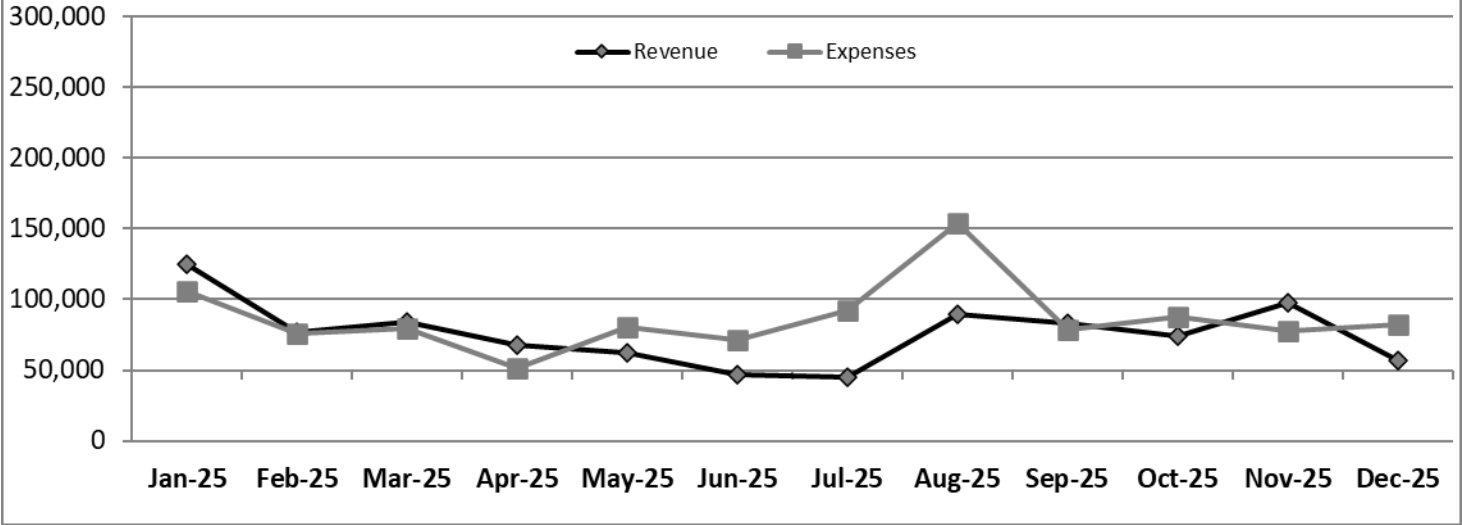
Page 12 – Related Party Transactions

Page 12 – Chair’s Discretionary Disbursements

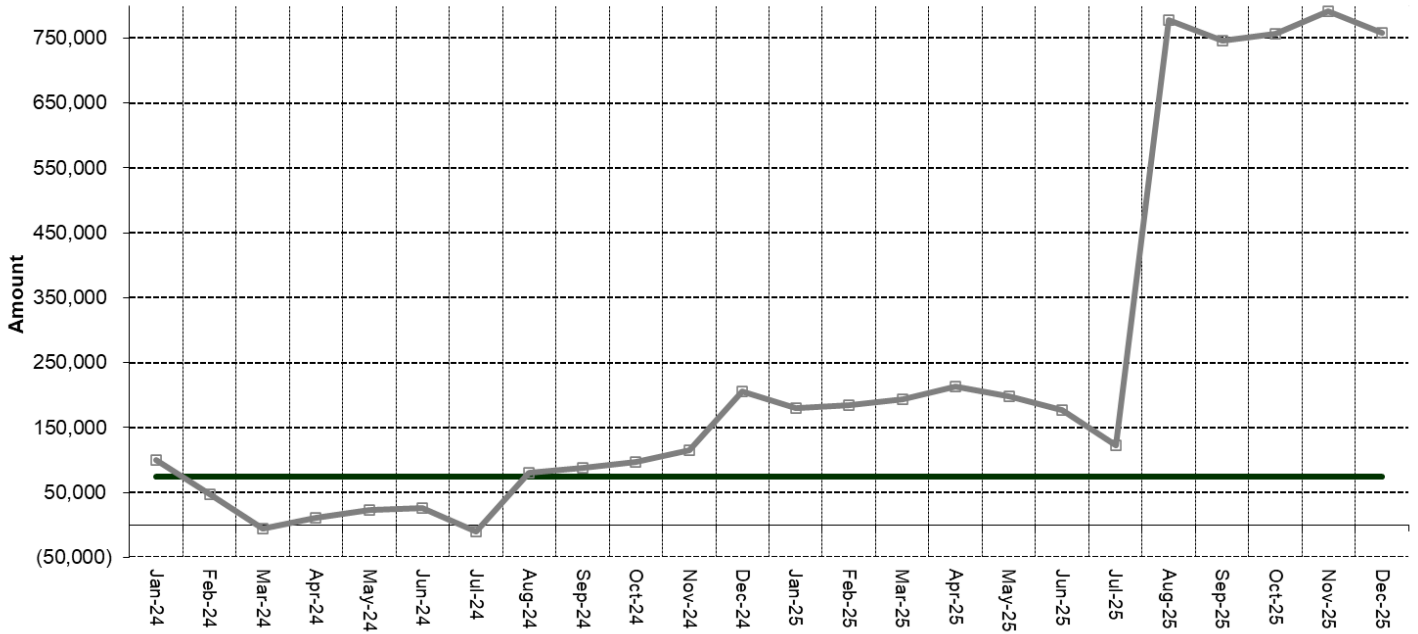
## End of Month Reports – Charts



### Monthly Revenue and Expenses - Past 12 Months - \* Non Convention



### Reserve Adequacy Trend (24 Months) 2025 Monthly Resv Target = \$74,120 - Curr Month Resv = \$758,073 \*excludes TK JFA



	JAN	FEB	MAR	APR	MAY	JUN	JUL	AUG	SEP	OCT	NOV	DEC
Total Cash	\$ 249,193	\$ 244,723	\$ 223,560	\$ 198,323	\$ 183,739	\$ 166,738	\$ 118,763	\$ 750,182	\$ 725,071	\$ 743,856	\$786,166	\$770,581
Minus Temporary Restricted	\$ 1,730	\$ 1,730	\$ 1,730	\$ 1,730	\$ 1,730	\$ 1,730	\$ 1,730	\$ 1,730	\$ 1,730	\$ 1,730	\$ 1,730	\$ 1,730
Minus Total Deferred Liabilities	\$ 1,667	\$ 419	\$ 375	\$ 367	\$ 691	\$ 796	\$ 868	\$ 21,934	\$ 25,380	\$ 27,708	\$ 28,696	\$ 32,869
Minus Accounts Payable	\$ 11,607	\$ 4,594	\$ 4,490	\$ -	\$ -	\$ 6,609	\$ 1,934	\$ 20	\$ 1,220	\$ 149	\$ 46	\$ 2,520
Minus Credit Card Balance	\$ 85,072	\$ 81,619	\$ 61,975	\$ 36,812	\$ 39,621	\$ 40,778	\$ 41,394	\$ 3,346	\$ 6,246	\$ 887	\$ 2,646	\$ 8,876
Minus Accrued Expenses & Liabilities	\$ 38,499	\$ 39,504	\$ 41,541	\$ 44,040	\$ 46,865	\$ 28,080	\$ 20,680	\$ 13,545	\$ 10,964	\$ 20,414	\$ 20,867	\$ 21,367
Plus Prepaid Expenses	\$ 61,891	\$ 60,224	\$ 71,401	\$ 89,893	\$ 94,973	\$ 80,357	\$ 62,768	\$ 60,257	\$ 57,747	\$ 55,236	\$ 51,312	\$ 48,801
Plus Accrued Vacation	\$ 8,052	\$ 8,227	\$ 8,218	\$ 8,221	\$ 8,060	\$ 7,903	\$ 7,713	\$ 7,877	\$ 8,200	\$ 8,523	\$ 7,835	\$ 6,053
<b>Total Cash Reserve Adequacy</b>	<b>\$ 180,560</b>	<b>\$ 185,308</b>	<b>\$ 193,069</b>	<b>\$ 213,488</b>	<b>\$ 197,864</b>	<b>\$ 177,005</b>	<b>\$ 122,638</b>	<b>\$ 777,741</b>	<b>\$ 745,479</b>	<b>\$ 756,727</b>	<b>\$791,328</b>	<b>\$758,073</b>

### End of Month Reports – Financial Summary

**Revenue - by Function as % of Total**  
**2019 thru 2025 (Not Including Convention Packages)**

	<u>2019</u>	<u>2020</u>	<u>2021</u>	<u>2022</u>	<u>2023</u>	<u>2024</u>	<u>2025</u>
<b>Membership Revenue</b>	622,486	879,035	700,830	618,573	369,390	259,349	104,474
<b>% Total Non Conv Revenue</b>	<u>41%</u>	<u>42%</u>	<u>33%</u>	<u>36%</u>	<u>33%</u>	<u>20%</u>	<u>11%</u>
<b>General Fundraising</b>	648,038	843,565	1,050,462	969,607	733,173	721,702	655,318
<b>% Total Non Conv Revenue</b>	<u>43%</u>	<u>40%</u>	<u>50%</u>	<u>57%</u>	<u>65%</u>	<u>56%</u>	<u>72%</u>
<b>Project/Program/Other</b>	230,807	363,056	357,632	120,567	28,887	304,959	149,072
<b>% Total Non Conv Revenue</b>	<u>15%</u>	<u>17%</u>	<u>17%</u>	<u>7%</u>	<u>3%</u>	<u>24%</u>	<u>16%</u>
<b>Total Non Convention Revenue</b>	<u>1,501,331</u>	<u>2,085,656</u>	<u>2,108,924</u>	<u>1,708,747</u>	<u>1,131,450</u>	<u>1,286,009</u>	<u>908,865</u>

**P&L Acct Summary Last Month Plus YTD**  
**January through December 2025**

	<u>Jan-25</u>	<u>Feb-25</u>	<u>Mar-25</u>	<u>Apr-25</u>	<u>May-25</u>	<u>Jun-25</u>	<u>Jul-25</u>	<u>Aug-25</u>	<u>Sep-25</u>	<u>Oct-25</u>	<u>Nov-25</u>	<u>Dec-25</u>	<u>TOTAL</u>
<b>Revenue</b>													
4-4000 · Fundraising Membership Prog Rev	64,553	52,537	59,937	54,235	57,567	45,866	42,211	86,620	79,392	70,692	95,486	54,598	763,694
4-4100 · Restricted Project Revenue	0	0	212	176	176	176	176	211	171	171	271	221	1,962
4700 Other Receipts	65	55	0	0	4,611	0	1,034	2,214	3,223	3,014	2,152	1,900	18,269
4800 Misc Income	57,485	24,286	24,159	13,370	0	0	1,537	0	214	0	0	0	121,050
Credit Card Rewards	2,542		178			405		415	0	0	0	349	3,889
<b>Total Revenue</b>	<u>124,645</u>	<u>76,878</u>	<u>84,486</u>	<u>67,781</u>	<u>62,354</u>	<u>46,448</u>	<u>44,958</u>	<u>89,461</u>	<u>83,000</u>	<u>73,877</u>	<u>97,909</u>	<u>57,068</u>	<u>908,865</u>
<b>Expense</b>													0
7-7000 · Fundraising Membership Prog Exp	9,291	8,648	11,056	9,118	13,200	13,222	10,478	15,116	19,291	21,931	16,504	15,467	163,323
7-7200 Convention & Special Event Exp							(2,492)	245	490			160	(1,597)
8000 · Salary & Related Expense	61,912	41,725	39,128	37,248	36,884	35,207	42,513	36,608	38,381	47,333	35,356	47,895	500,190
8100 · Admin & Overhead Expense	7,090	7,275	10,547	6,678	12,618	6,629	9,161	9,770	6,103	9,583	12,384	6,111	103,949
8200 · Professional Services	25,668	16,262	16,712	(3,462)	15,563	14,840	31,102	9,979	14,802	9,097	13,112	12,811	176,484
8300 · Depreciation Expense	1,846	1,846	1,846	1,846	1,846	1,846	1,846						12,921
8500 · Loss (Gain) on Disposal								82,232					82,232
<b>Total Expense</b>	<u>105,807</u>	<u>75,756</u>	<u>79,289</u>	<u>51,427</u>	<u>80,111</u>	<u>71,744</u>	<u>92,608</u>	<u>153,950</u>	<u>79,068</u>	<u>87,944</u>	<u>77,356</u>	<u>82,443</u>	<u>1,037,502</u>
<b>Net Operating Income</b>	<u>18,839</u>	<u>1,122</u>	<u>5,196</u>	<u>16,354</u>	<u>(17,757)</u>	<u>(25,296)</u>	<u>(47,650)</u>	<u>(64,489)</u>	<u>3,932</u>	<u>(14,066)</u>	<u>20,553</u>	<u>(25,376)</u>	<u>(128,637)</u>
<b>Released from Restriction</b>													
<b>Net Income</b>	<u>18,839</u>	<u>1,122</u>	<u>5,196</u>	<u>16,354</u>	<u>(17,757)</u>	<u>(25,296)</u>	<u>(47,650)</u>	<u>(64,489)</u>	<u>3,932</u>	<u>(14,066)</u>	<u>20,553</u>	<u>(25,376)</u>	<u>(128,637)</u>

## Balance Sheet Summary

Libertarian National Committee Inc

As of December 31, 2025

Account	Total
<b>Assets</b>	
<b>Current Assets</b>	
Bank Accounts	\$1,251,186.26
Accounts Receivable	\$0.00
Other Current Assets	\$57,925.65
<b>Total for Current Assets</b>	<b>\$1,309,111.91</b>
Fixed Assets	\$0.00
Other Assets	\$0.00
<b>Total for Assets</b>	<b>\$1,309,111.91</b>
<b>Liabilities and Equity</b>	
<b>Liabilities</b>	
<b>Current Liabilities</b>	
Accounts Payable	\$2,520.00
Credit Cards	\$8,875.95
Other Current Liabilities	\$534,841.27
<b>Total for Current Liabilities</b>	<b>\$546,237.22</b>
Long-term Liabilities	\$0.00
<b>Total for Liabilities</b>	<b>\$546,237.22</b>
Equity	\$762,874.69
<b>Total for Liabilities and Equity</b>	<b>\$1,309,111.91</b>

**Libertarian National Committee Inc**  
**Budget vs. Actual**  
**January 2025 - December 2025**

	Dec 2025			Total		
	Actual	Budget	over Budget	Actual	Budget	over Budget
<b>Income</b>						
<b>4-4000 Fundraising Membership Prog Rev</b>			-	-	-	-
<b>4000-10 General Fundraising</b>	14,331	30,000	(15,669)	151,582	360,000	(208,418)
<b>4000-20 Other Membership</b>	7,127	15,000	(7,873)	104,474	180,000	(75,526)
<b>4000-30 Recurring Membership</b>	32,496	25,000	7,496	501,913	300,000	201,913
<b>4000-40 Ballot Access - Voter Reg Rev</b>	107	2,500	(2,393)	1,824	30,000	(28,176)
<b>4000-50 Campaign Candidate Support Rev</b>	516	2,500	(1,984)	3,655	30,000	(26,346)
<b>4000-60 Affiliate Support Revenue</b>	22		22	216	-	216
<b>4000-70 Historic Preservation Revenue</b>			-	31	-	31
<b>Total 4-4000 Fundraising Membership Prog Rev</b>	<b>54,598</b>	<b>75,000</b>	<b>(20,402)</b>	<b>763,694</b>	<b>900,000</b>	<b>(136,306)</b>
<b>4-4100 Restricted Project Revenue</b>			-	-	-	-
<b>4100.10 Building Fund Revenue</b>	126		126	1,288	-	1,288
<b>4100.20 Legal Fund Revenue</b>	95		95	673	-	673
<b>Total 4-4100 Restricted Project Revenue</b>	<b>221</b>	<b>-</b>	<b>221</b>	<b>1,962</b>	<b>-</b>	<b>1,962</b>
<b>4700 Other Receipts</b>			-	-	-	-
<b>4710 Interest &amp; Dividends</b>	1,900		1,900	13,658	-	13,658
<b>4720 Miscellaneous Receipts</b>			-	4,611	-	4,611
<b>Total 4700 Other Receipts</b>	<b>1,900</b>	<b>-</b>	<b>1,900</b>	<b>18,269</b>	<b>-</b>	<b>18,269</b>
<b>4800 Misc Income</b>			-	1,751	-	1,751
<b>4820 JFA Commissions</b>		10,000	(10,000)	119,300	220,000	(100,700)
<b>Total 4800 Misc Income</b>	<b>-</b>	<b>10,000</b>	<b>(10,000)</b>	<b>121,050</b>	<b>220,000</b>	<b>(98,950)</b>
<b>Credit Card Rewards</b>	349		349	3,889	-	3,889
<b>Total Income</b>	<b>57,068</b>	<b>85,000</b>	<b>(27,932)</b>	<b>908,865</b>	<b>1,120,000</b>	<b>(211,135)</b>
<b>Gross Profit</b>	<b>57,068</b>	<b>85,000</b>	<b>(27,932)</b>	<b>908,865</b>	<b>1,120,000</b>	<b>(211,135)</b>

**Libertarian National Committee Inc**  
**Budget vs. Actual**  
**January 2025 - December 2025**

	Dec 2025			Total		
	Actual	Budget	over Budget	Actual	Budget	over Budget
<b>Expenses</b>						
<b>7-7000 Fundraising Membership Prog Exp</b>			-	-	-	-
<b>7000-10 General Fundraising Expenses</b>	9,753	5,000	4,753	41,439	68,000	(26,561)
<b>7000-30 Recurring Membership Expenses</b>		2,500	(2,500)	15,372	30,000	(14,628)
<b>7000-60 Credit Card Fees Expense</b>	325		325	29,215	-	29,215
<b>7000-70 Store Expenses</b>	521	2,000	(1,479)	5,824	24,000	(18,176)
<b>7000-80 Core Services Expense</b>			-	-	-	-
<b>7000-81 Outreach &amp; Activism Expense</b>	1,469	2,000	(531)	17,803	46,000	(28,197)
<b>7000-85 Campaign/Candidate Support &amp; Training</b>	3,000		3,000	38,500	-	38,500
<b>7000-86 Ballot Access Petitioning Expense</b>		10,210	(10,210)	10,000	90,210	(80,210)
<b>7000-90 Historic Preservation Expense</b>	400	400	-	5,170	4,800	370
<b>Total 7000-80 Core Services Expense</b>	<b>4,869</b>	<b>12,610</b>	<b>(7,741)</b>	<b>71,473</b>	<b>141,010</b>	<b>(69,537)</b>
<b>Total 7-7000 Fundraising Membership Prog Exp</b>	<b>15,467</b>	<b>22,110</b>	<b>(6,643)</b>	<b>163,323</b>	<b>263,010</b>	<b>(99,687)</b>
<b>7-7200 Convention &amp; Special Event Expe</b>			-	-	-	-
<b>7200-10 Convention General Expenses</b>	40		40	(2,452)	-	(2,452)
<b>7200-20 Convention Fundraising Expense</b>			-	735	-	735
<b>Total 7-7200 Convention &amp; Special Event Expe</b>	<b>40</b>	<b>-</b>	<b>40</b>	<b>(1,717)</b>	<b>-</b>	<b>(1,717)</b>
<b>7300 Program-Related Expenses</b>			-	-	-	-
<b>7310 Affiliate Support</b>			-	-	-	-
<b>7310-10 Affiliate Development &amp; Support</b>	120		120	120	-	120
<b>Total 7310 Affiliate Support</b>	<b>120</b>	<b>-</b>	<b>120</b>	<b>120</b>	<b>-</b>	<b>120</b>
<b>Total 7300 Program-Related Expenses</b>	<b>120</b>	<b>-</b>	<b>120</b>	<b>120</b>	<b>-</b>	<b>120</b>
<b>8000 Salary &amp; Related Expense</b>			-	-	-	-
<b>8005 Salary Hourly Bonus Sick &amp; Vac</b>	32,319	30,000	2,319	309,106	348,000	(38,894)
<b>8015 Contractor Admin &amp; Internships</b>	9,300	9,700	(400)	113,684	116,400	(2,716)
<b>8020 Employer Cont to P/R Tax</b>	1,746	2,000	(254)	25,910	24,000	1,910
<b>8030 Employer Cont to 401K &amp; Adm</b>	500	500	(0)	7,292	6,000	1,292
<b>8040 Fed &amp; State Unemployment</b>		150	(150)	-	1,800	(1,800)
<b>8060 Health Insurance</b>	1,305	2,600	(1,295)	19,294	31,200	(11,906)
<b>8065 Workers Comp Insurance</b>		150	(150)	-	1,800	(1,800)
<b>8070 Other Bens, Gdwill &amp; Training</b>		50	(50)	50	600	(550)
<b>8080 Payroll Service Fees</b>	2,725	1,700	1,025	24,750	20,400	4,350
<b>8090 Employee Search</b>			-	104	-	104
<b>Total 8000 Salary &amp; Related Expense</b>	<b>47,895</b>	<b>46,850</b>	<b>1,045</b>	<b>500,190</b>	<b>550,200</b>	<b>(50,010)</b>

**Libertarian National Committee Inc**  
**Budget vs. Actual**  
**January 2025 - December 2025**

	Dec 2025			Total		
	Actual	Budget	over Budget	Actual	Budget	over Budget
<b>Expenses</b>						
<b>8100 Admin &amp; Overhead Expense</b>			-	-	-	-
8110 Ofc Supplies & Non Cap Equipt	168	75	93	3,421	900	2,521
8120 Telephone & Data Services	162	440	(278)	4,348	5,280	(932)
8130 Postage & Shipping	565	800	(235)	10,728	17,800	(7,072)
8140 Travel, Meeting, & Meals Exp	2,119	7,000	(4,881)	17,840	17,000	840
8160 Insurance - D/O Cyber - Other		-	-	541	16,000	(15,459)
8170 Occupancy Expenses			-	-	-	-
8170-20 Utilities Expense		300	(300)	2,342	3,600	(1,258)
8170-30 Property Taxes, Fees & Permits		4,000	(4,000)	6,005	11,850	(5,845)
8170-40 Maintenance, Cleaning & Repairs		45	(45)	975	540	435
8170-50 Property / GL Insurance	1,677	-	1,677	12,995	4,200	8,795
8170-60 Assc Fees, Rent & Storage		210	(210)	1,498	2,520	(1,022)
8170-70 Office Move Related Expenses			-	3,103	-	3,103
<b>Total 8170 Occupancy Expenses</b>	<b>1,677</b>	<b>4,555</b>	<b>(2,878)</b>	<b>26,918</b>	<b>22,710</b>	<b>4,208</b>
8190 Software, Hardware & Other IT	1,139	3,000	(1,861)	27,069	38,500	(11,431)
8195 Other Expenses & Bank Fees	253	850	(597)	12,801	10,200	2,601
8198 Melio services fee	26		26	283	-	283
<b>Total 8100 Admin &amp; Overhead Expense</b>	<b>6,111</b>	<b>16,720</b>	<b>(10,609)</b>	<b>103,949</b>	<b>128,390</b>	<b>(24,441)</b>
<b>8200 Professional Services</b>			-	-	-	-
8210 Legal			-	-	-	-
8210-10 Legal - General	4,500	4,500	-	66,148	54,200	11,948
<b>Total 8210 Legal</b>	<b>4,500</b>	<b>4,500</b>	<b>-</b>	<b>66,148</b>	<b>54,200</b>	<b>11,948</b>
8220 Accounting	2,611	2,500	111	33,726	54,500	(20,774)
8230 FEC Filing & Consulting	2,000	2,000	-	22,000	24,000	(2,000)
8240 Computer Services	3,700	500	3,200	46,096	20,500	25,596
8250 Other Professional Services		100	(100)	8,500	1,200	7,300
8270 Payment Processing Fee			-	14	-	14
<b>Total 8200 Professional Services</b>	<b>12,811</b>	<b>9,600</b>	<b>3,211</b>	<b>176,484</b>	<b>154,400</b>	<b>22,084</b>
8300 Depreciation Expense		2,000	(2,000)	12,921	24,000	(11,079)
8500 Loss (Gain) on Disposal			-	82,232	-	82,232
<b>Total Expenses</b>	<b>82,443</b>	<b>97,280</b>	<b>(14,837)</b>	<b>1,037,502</b>	<b>1,120,000</b>	<b>(82,498)</b>
<b>Net Operating Income</b>	<b>(25,376)</b>	<b>(12,280)</b>	<b>(13,096)</b>	<b>(128,637)</b>	<b>-</b>	<b>(128,637)</b>
<b>Net Income</b>	<b>(25,376)</b>	<b>(12,280)</b>	<b>(13,096)</b>	<b>(128,637)</b>	<b>-</b>	<b>(128,637)</b>

# Libertarian National Committee Inc

## Balance Sheet

As of December 31, 2025

	Total		Change	% Change
	As of Dec 31, 2025	As of Nov 30, 2025 (PP)		
<b>ASSETS</b>				
<b>Current Assets</b>				
<b>Bank Accounts</b>				
11 Cash	-	-	-	
111U PNC Checking 8115 (Unrest)	29,328	25,945	3,383	13.04%
112U Truist xxx8394 (Unrestricted)	99,855	120,722	(20,868)	-17.29%
113R PNC Check 2497 (Restricted)	10	10	-	0.00%
114R Truist xxx8408 (Rest Building)	1,730	1,730	-	0.00%
119R Truist xxx0094 JFA (Restricted)	30,627	30,627	-	0.00%
<b>Total 11 Cash</b>	<b>161,550</b>	<b>179,035</b>	<b>(17,485)</b>	<b>-9.77%</b>
11.1 Investments			-	
110I PNC Bond Money Market	2,550	2,546	5	0.18%
119R MM 119R MM Truist xxx0192 JFA (Restricted)	1,087,085	1,085,190	1,895	0.17%
<b>Total 11.1 Investments</b>	<b>1,089,636</b>	<b>1,087,736</b>	<b>1,900</b>	<b>0.17%</b>
<b>Total Bank Accounts</b>	<b>1,251,186</b>	<b>1,266,771</b>	<b>(15,585)</b>	<b>-1.23%</b>
<b>Other Current Assets</b>				
1501 Undeposited Funds - Zoho / Checks	9,125	8,028	1,097	13.67%
16 Prepaid Expenses	-	-	-	
164 Prepaid Services	1,667	2,500	(833)	-33.33%
166 Prepaid Insurance	7,134	8,811	(1,677)	-19.04%
167 Prepaid Convention - Spec Event	40,000	40,000	-	0.00%
<b>Total 16 Prepaid Expenses</b>	<b>48,801</b>	<b>51,312</b>	<b>(2,511)</b>	<b>-4.89%</b>
<b>Total Other Current Assets</b>	<b>57,926</b>	<b>59,339</b>	<b>(1,414)</b>	<b>-2.38%</b>
<b>Total Current Assets</b>	<b>1,309,112</b>	<b>1,326,110</b>	<b>(16,998)</b>	<b>-1.28%</b>
<b>TOTAL ASSETS</b>	<b>1,309,112</b>	<b>1,326,110</b>	<b>(16,998)</b>	<b>-1.28%</b>

# Libertarian National Committee Inc

## Balance Sheet

As of December 31, 2025

	Total		Change	%Change
	As of Dec 31, 2025	As of Nov 30, 2025 (PP)		
<b>LIABILITIES AND EQUITY</b>				
<b>Liabilities</b>				
<b>Current Liabilities</b>				
<b>Accounts Payable</b>				
21 Accounts Payable	2,520	5,046	(2,526)	-50.06%
<b>Total Accounts Payable</b>	<b>2,520</b>	<b>5,046</b>	<b>(2,526)</b>	<b>-50.06%</b>
<b>Credit Cards</b>				
<b>22 Credit Cards</b>				
2223 PNC Bus Options Visa	8,876	2,646	6,230	235.50%
<b>Total 22 Credit Cards</b>	<b>8,876</b>	<b>2,646</b>	<b>6,230</b>	<b>235.50%</b>
<b>Total Credit Cards</b>	<b>8,876</b>	<b>2,646</b>	<b>6,230</b>	<b>235.50%</b>
<b>Other Current Liabilities</b>				
<b>24 Accrued Expenses</b>				
241 Accrued Payroll	14,832	12,550	2,282	18.18%
242 Accrued Vacation	6,053	7,835	(1,782)	-22.74%
<b>Total 24 Accrued Expenses</b>	<b>20,885</b>	<b>20,385</b>	<b>500</b>	<b>2.45%</b>
<b>25 Accrued Payroll Taxes</b>				
251 Payroll Tax Liabilities	482	482	-	0.00%
<b>Total 25 Accrued Payroll Taxes</b>	<b>482</b>	<b>482</b>	<b>-</b>	<b>0.00%</b>
<b>27 Deferred Liabilities</b>				
<b>272 Deferred Convention Revenue</b>				
272-20 Deferred Convention Fundraising	32,167	28,057	4,110	14.65%
<b>Total 272 Deferred Convention Revenue</b>	<b>32,167</b>	<b>28,057</b>	<b>4,110</b>	<b>14.65%</b>
276 Joint Affiliate Portion of Rev	702	639	63	9.88%
277 JFA Liability	480,605	480,605	-	0.00%
<b>Total 27 Deferred Liabilities</b>	<b>513,474</b>	<b>509,301</b>	<b>4,173</b>	<b>0.82%</b>
<b>Total Other Current Liabilities</b>	<b>534,841</b>	<b>530,168</b>	<b>4,673</b>	<b>0.88%</b>
<b>Total Current Liabilities</b>	<b>546,237</b>	<b>537,860</b>	<b>8,377</b>	<b>1.56%</b>
<b>Total Liabilities</b>	<b>546,237</b>	<b>537,860</b>	<b>8,377</b>	<b>1.56%</b>
<b>Equity</b>				
31 General Operating	889,782	889,782	-	0.00%
<b>32 Temp. Restricted Balances</b>				
3204 Fund - Building	1,730	1,730	-	0.00%
<b>Total 32 Temp. Restricted Balances</b>	<b>1,730</b>	<b>1,730</b>	<b>-</b>	<b>0.00%</b>
<b>Net Income</b>	<b>(128,637)</b>	<b>(103,262)</b>	<b>(25,376)</b>	<b>-24.57%</b>
<b>Total Equity</b>	<b>762,875</b>	<b>788,250</b>	<b>(25,376)</b>	<b>-3.22%</b>
<b>TOTAL LIABILITIES AND EQUITY</b>	<b>1,309,112</b>	<b>1,326,110</b>	<b>(16,998)</b>	<b>-1.28%</b>

**Statement of Cash Flows**  
**Libertarian National Committee Inc**  
 January-December, 2025

Full name	January 2025	February 2025	March 2025	April 2025	May 2025	June 2025	July 2025	August 2025	September 2025	October 2025	November 2025	December 2025	Total
<b>OPERATING ACTIVITIES</b>													
Net income	18,839	1,122	5,196	16,354	(17,757)	(25,296)	(47,650)	(64,489)	3,932	(14,066)	20,553	(25,376)	(128,637)
Adjustments to reconcile Net Income to Net Cash provided by operations:													
1501 Undeposited Funds - Zoho / Checks	8,631	479	(3,058)	1,641	430	1,694	749	(2,907)	(36,518)	24,991	9,736	(1,097)	4,772
164 Prepaid Expenses:Prepaid Services	(7,873)	3,793	(9,050)	(1,330)	(4,206)	2,960	20,350	833	833	833	2,247	833	10,224
166 Prepaid Expenses:Prepaid Insurance				(15,036)	1,253	(3,416)	1,677	1,677	1,677	1,677	1,677	1,677	(7,134)
21 Accounts Payable	24,774	(67,476)	(473)	(2,253)	(14,687)	27,614	(6,726)	(22,914)	1,200	(1,071)	4,898	(2,526)	(59,641)
2223 Credit Cards:PNC Bus Options Visa	(6,118)	(7,218)	2,323	65	2,634	971	717	(28,230)	2,900	(5,359)	1,758	6,230	(29,325)
2225 Credit Cards:BBKT Visa	589	3,765	(21,967)	(25,228)	175	186	(101)	(9,818)					(52,400)
241 Accrued Expenses:Accrued Payroll	3,742	-	1,177	1,706	2,210	1,537	(7,986)	(519)	(2,904)	9,127	1,141	2,282	11,513
242 Accrued Expenses:Accrued Vacation	81	175	(9)	3	(161)	(157)	(191)	165	323	323	(688)	(1,782)	(1,916)
244 Accrued Expenses:Other Accrued Expenses						(21,000)							(21,000)
245 Accrued Expenses:Accrued Real Estate Tax	777	777	777	777	777	777	777	(6,781)					(1,343)
251 Accrued Payroll Taxes:Payroll Tax Liabilities	167	51	93	113	(66)	58							482
264-1 Accrued Organizational Taxes:Sales Tax Liability,Sales Tax Liability - CA													(66)
264-3 Accrued Organizational Taxes:Sales Tax Liability,Sales Tax Liability - PA													(13)
264-4 Accrued Organizational Taxes:Sales Tax Liability,Sales Tax Liability - TX													(14)
264-5 Accrued Organizational Taxes:Sales Tax Liability,Sales Tax Liability - VA		2		(8)									(5)
272-20 Deferred Liabilities:Deferred Convention Revenue:Deferred Convention Fundraising								21,097	3,460	2,575	825	4,110	32,167
276 Deferred Liabilities:Joint Affiliate Portion of Rev	(171)	(1,248)	(44)	(8)	324	105	73	(31)	(15)	(247)	63	63	(1,136)
277 Deferred Liabilities:JFA Liability	58,364	(202,813)	155,481	27,214	120,319	139,150	28,657	(7)	(22)	(7,450)			318,692
<b>Total for Adjustments to reconcile Net Income to Net Cash provided by operations:</b>	<b>82,963</b>	<b>(269,714)</b>	<b>125,250</b>	<b>(12,437)</b>	<b>109,068</b>	<b>150,479</b>	<b>37,995</b>	<b>(47,433)</b>	<b>(29,065)</b>	<b>25,401</b>	<b>21,757</b>	<b>9,791</b>	<b>204,055</b>
<b>Net cash provided by operating activities</b>	<b>101,802</b>	<b>(268,592)</b>	<b>130,446</b>	<b>3,917</b>	<b>91,311</b>	<b>125,184</b>	<b>(9,655)</b>	<b>(111,922)</b>	<b>(25,133)</b>	<b>11,335</b>	<b>42,310</b>	<b>(15,585)</b>	<b>75,418</b>
<b>INVESTING ACTIVITIES</b>													
172 Fixed Assets:Furniture & Fixtures								25,879					25,879
173 Fixed Assets:Office Equipment								16,797					16,797
174 Fixed Assets:Computer Hardware								36,449					36,449
175 Fixed Assets:Computer Software								134,614					134,614
177-10 Fixed Assets:Office Building:Physical Structure								477,119					477,119
177-20 Fixed Assets:Office Building:Land								347,881					347,881
178 Fixed Assets:Ofc. Imprimt Acq & Capt Expense								70,519					70,519
179 Fixed Assets:Accumulated Depreciation	1,846	1,846	1,846	1,846	1,846	1,846	1,846	(386,923)					(374,001)
<b>Net cash provided by investing activities</b>	<b>1,846</b>	<b>1,846</b>	<b>1,846</b>	<b>1,846</b>	<b>1,846</b>	<b>1,846</b>	<b>1,846</b>	<b>722,335</b>					<b>735,256</b>
<b>FINANCING ACTIVITIES</b>													
<b>NET CASH INCREASE FOR PERIOD</b>	<b>103,648</b>	<b>(266,746)</b>	<b>132,292</b>	<b>5,763</b>	<b>93,157</b>	<b>127,030</b>	<b>(7,609)</b>	<b>610,412</b>	<b>(25,133)</b>	<b>11,335</b>	<b>42,310</b>	<b>(15,585)</b>	<b>810,673</b>

**RELATED PARTY TRANSACTIONS AS OF: 01/21/2026**

Related Party Donations	BSM Expires	Date of Last Contribution	Amount	2026 YTD Contributions	Lifetime Giving
Paul Darr	Life Member	11/22/25	\$ 103.20		\$ 2,309.19
Paul Bracco	Life Member	02/01/25	\$ 5.00		\$ 1,739.30
Keith Thompson	Life Member	08/03/25	\$ 103.20		\$ 1,650.53
Ben Wier	05/25/26	05/23/25	\$ 26.05		\$ 255.25
Travis Bost	Life Member	01/07/26	\$ 51.75	\$51.75	\$ 3,770.10
Robert Vinson	12/16/25	12/17/24	\$ 26.03		\$ 76.03
Aron Lam	02/02/26	02/01/25	\$ 51.75		\$ 339.00
Evan McMahan	Life Member	05/17/25	\$ 50.00		\$ 2,517.10
Matt Johnson	Life Member	11/25/25	\$ 50.00		\$ 4,937.95
Otto Dassing	02/01/26	01/31/25	\$ 25.00		\$ 675.00
Andrew Chadderdon	Life Member	11/26/25	\$ 5.15		\$ 2,166.45
Jonathan McGee	Life Member	01/04/26	\$ 103.20	\$103.20	\$ 7,315.25
Jessi Cowart	08/28/26	12/06/25	\$ 103.20		\$ 702.92
Patrick Ford	08/03/26	08/02/25	\$ 25.00		\$ 637.10
Meredith Hays	05/08/26	05/07/25	\$ 26.03		\$ 184.20
Gregory Hertzsch	Life Member	01/01/26	\$ 10.00	\$10.00	\$ 5,467.10
Dustin Nanna	06/12/26	06/10/25	\$ 25.00		\$ 1,383.00
Steven Nekhaila	Life Member	11/29/25	\$ 103.20		\$ 7,961.73
William Redpath	Life Member	11/22/25	\$ 85.00		\$ 109,340.82
Andrew Watkins	Life Member	11/10/25	\$ 25.00		\$ 1,126.75
James Wiley	05/16/26	05/16/25	\$ 26.03		\$ 86.03
Austin Martin	02/02/26	05/17/25	\$ 60.00		\$ 86.03
Samual Bohler	10/08/26	10/07/25	\$ 25.75		\$ 1,450.60
Douglas Knebel	08/04/26	08/03/25	\$ 103.20		\$ 191.33
Mimi Robson	Life Member	01/02/26	\$ 257.55	\$257.55	\$ 3,704.26
Trendalyn Hallesy	05/19/26	05/18/25	\$ 51.75		\$ 357.70
Katherine Yeniscavich	Life Member	11/14/25	\$ 10.30		\$ 2,882.80
Caryn Ann Harlos	Life Member	05/27/24	\$ 25.75		\$ 5,828.93
Adrian Malagon	Life Member	05/01/25	\$ 5.15		\$ 2,381.55
Roman Garcia	Life Member	01/25/25	\$ 100.00		\$ 5,589.55
Angela McArdle	01/01/26	01/01/26	\$ 5.00	\$5.00	\$ 2,017.30
Nick Shawhan	03/01/25	02/29/24	\$ 125.00		\$ 625.00
Adam Haman	06/19/25	08/22/24	\$ 51.75		\$ 663.47
Total Contributions (Curr Board):			\$ 1,475.29	\$ 422.50	\$ 160,073.02

Related Party Disbursements	Memo	Current Month Disbursement	YTD Disbursements
Free Libertarian Party New Mexico	State Membership Transfer		
LPAK - LP Alaska	State Membership Transfer		\$ 525.00
LPCA - LP California	State Membership Transfer		\$ 2,125.00
LP IA - LP Iowa			\$ 20.00
LPME - LP ME	Ballot Access		
LPNM - LP New Mexico	State Membership Transfer		\$ 74.70
LP - North Dakota	Membership		
LPVA - LP Virginia	State Membership Transfer		\$ 322.20
Total Disbursements:		\$ -	\$ 3,066.90

**CHAIR'S DISCRETIONARY DISBURSEMENTS FOR 2025**

Chair	Memo	MTD	YTD