



## **JANUARY 2026 END OF MONTH FINANCIAL REPORTS**

Page 2 – EOM Sustaining Membership and Revenue Charts and Graphs

Page 4 – EOM Financial Summary Reports

Page 6 – Statement of Activities – Actual to Budget

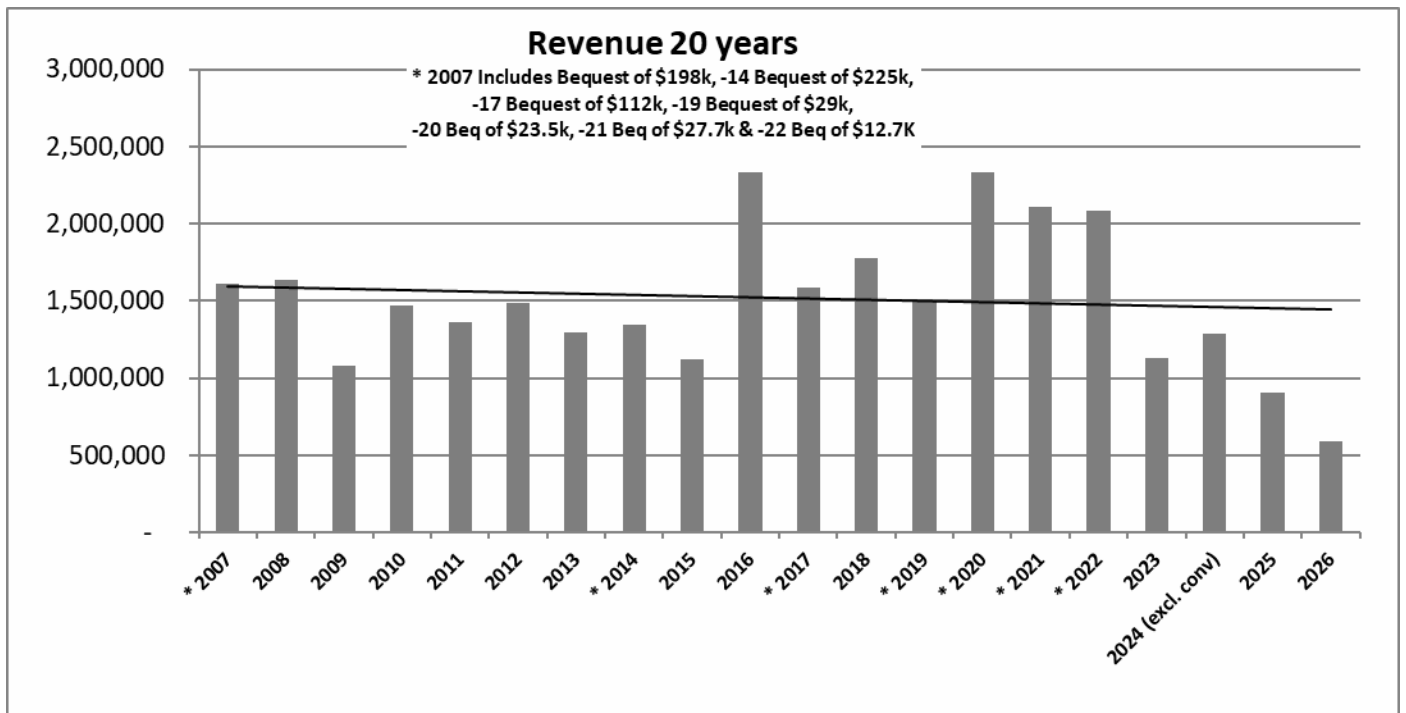
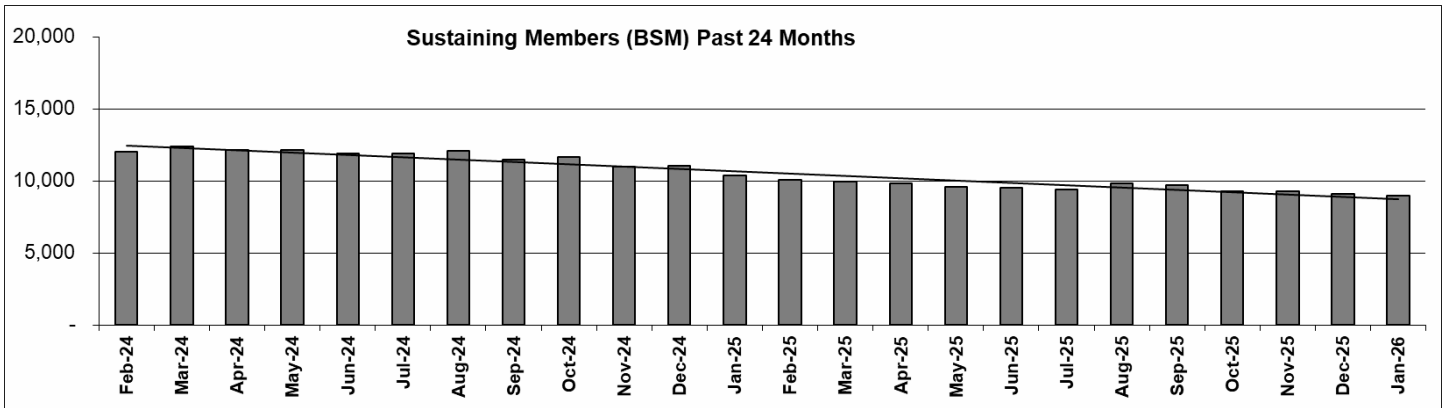
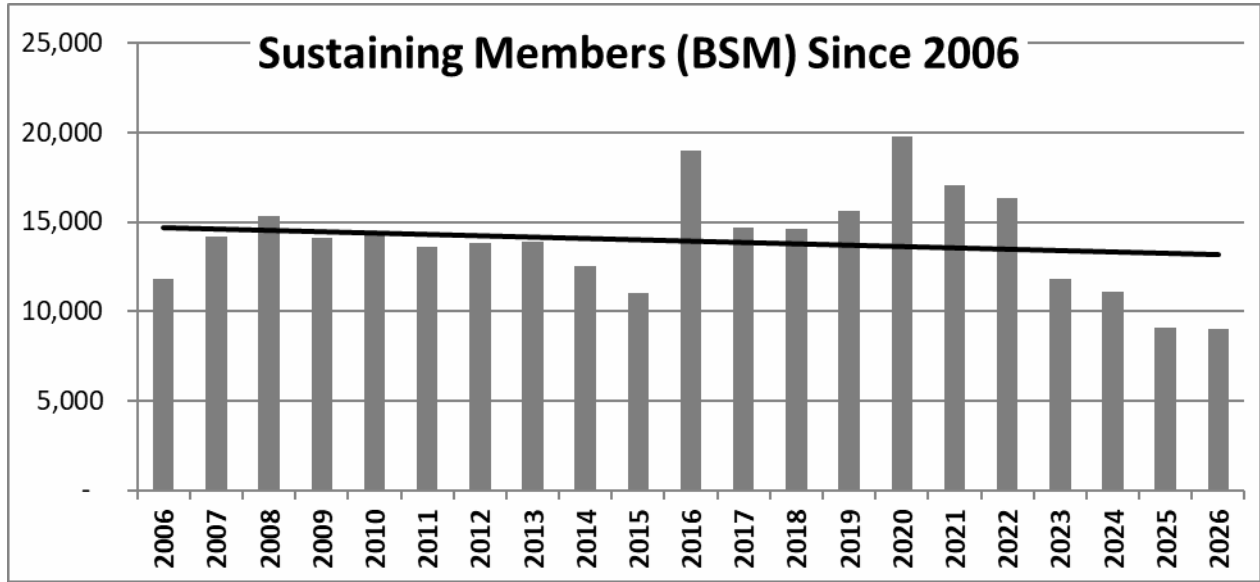
Page 8 – Statement of Financial Position Curr v. Prior Month Comparison

Page 10 – Statement of Cash Flows

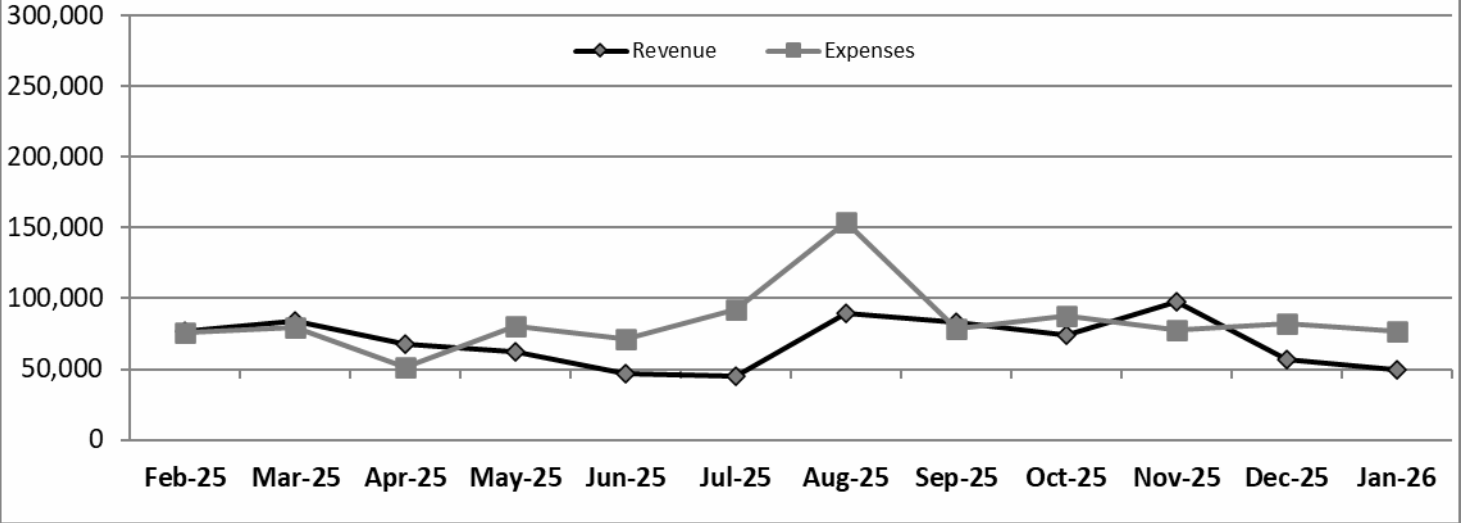
Page 11 – Related Party Transactions

Page 11 – Chair’s Discretionary Disbursements

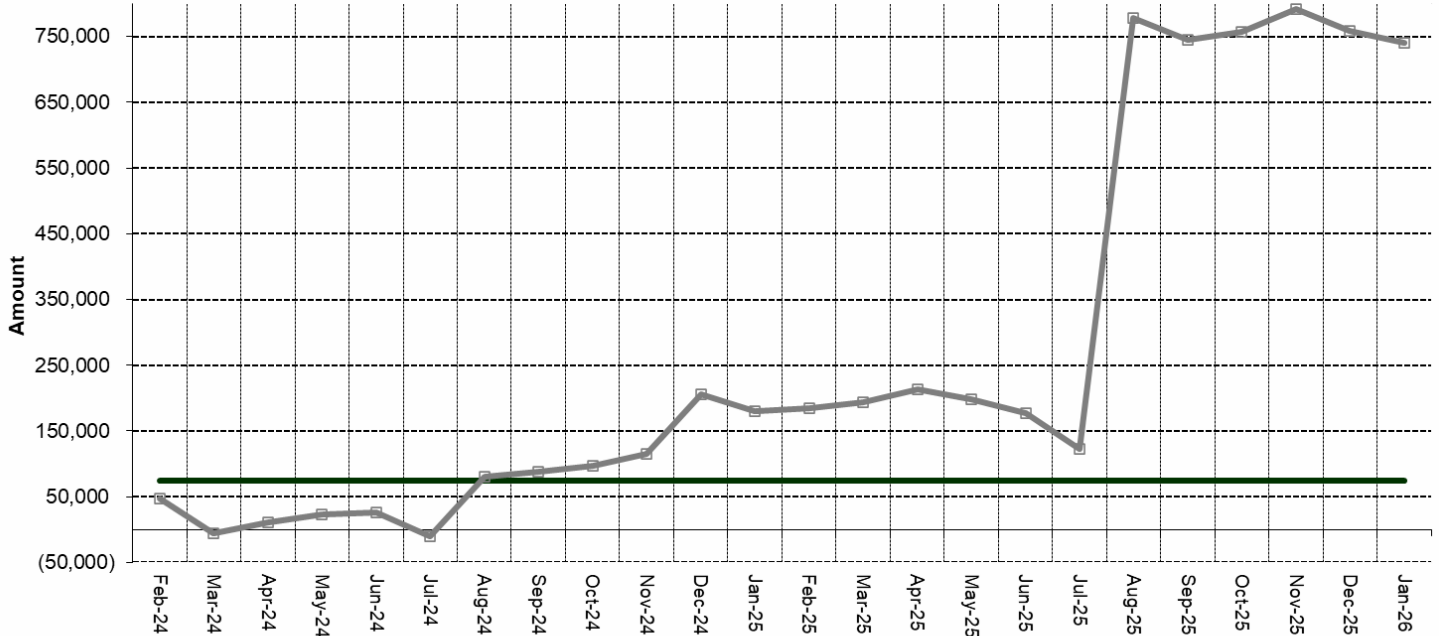
## End of Month Reports – Charts



**Monthly Revenue and Expenses - Past 12 Months - \* Non Convention**



**Reserve Adequacy Trend (24 Months)**  
 2026 Monthly Resv Target = \$74,120 - Curr Month Resv = \$740,793 \*excludes TK JFA



		JAN
	Total Cash	\$ 758,623
Minus	Temporary Restricted	\$ 1,730
Minus	Total Deferred Liabilities	\$ 48,012
Minus	Accounts Payable	\$ 20
Minus	Credit Card Balance	\$ 6,753
Minus	Accrued Expenses & Liabilities	\$ 13,257
Plus	Prepaid Expenses	\$ 46,290
Plus	Accrued Vacation	\$ 5,652
	<b>Total Cash Reserve Adequacy</b>	<b>\$ 740,793</b>

## End of Month Reports – Financial Summary

### Revenue - by Function as % of Total

2019 thru 2026 (Not Including Convention Packages)

	2019	2020	2021	2022	2023	2024	2025	2026
<b>Membership Revenue</b>	622,486	879,035	700,830	618,573	369,390	259,349	104,474	1,757
% Total Non Conv Revenue	41%	42%	33%	36%	33%	20%	11%	4%
<b>General Fundraising</b>	648,038	843,565	1,050,462	969,607	733,173	721,702	655,318	45,476
% Total Non Conv Revenue	43%	40%	50%	57%	65%	56%	72%	92%
<b>Project/Program/Other</b>	230,807	363,056	357,632	120,567	28,887	304,959	149,072	2,229
% Total Non Conv Revenue	15%	17%	17%	7%	3%	24%	16%	5%
<b>Total Non Convention Revenue</b>	1,501,331	2,085,656	2,108,924	1,708,747	1,131,450	1,286,009	908,865	49,462

### P&L Acct Summary Last Month Plus YTD

January through December 2026

	Jan-26	Feb-26	Mar-26	Apr-26	May-26	Jun-26	Jul-26	Aug-26	Sep-26	Oct-26	Nov-26	Dec-26	TOTAL
<b>Revenue</b>													
4-4000 · Fundraising Membership Prog Rev	47,411												47,411
4-4100 · Restricted Project Revenue	171												171
4700 Other Receipts	1,879												1,879
4800 Misc Income													0
Credit Card Rewards													0
<b>Total Revenue</b>	49,462	0	0	0	0	0	0	0	0	0	0	0	49,462
<b>Expense</b>													0
7-7000 · Fundraising Membership Prog Exp	12,715												12,715
7-7200 Convention & Special Event Exp													0
8000 · Salary & Related Expense	42,879												42,879
8100 · Admin & Overhead Expense	3,800												3,800
8200 · Professional Services	17,602												17,602
8300 · Depreciation Expense													0
8500 · Loss (Gain) on Disposal													0
<b>Total Expense</b>	76,996	0	0	0	0	0	0	0	0	0	0	0	76,996
<b>Net Operating Income</b>	(27,534)	0	0	0	0	0	0	0	0	0	0	0	(27,534)
<b>Released from Restriction</b>													
<b>Net Income</b>	(27,534)	0	0	0	0	0	0	0	0	0	0	0	(27,534)

## Balance Sheet Summary

Libertarian National Committee Inc  
As of January 31, 2026

Account	Total
<b>Assets</b>	
<b>Current Assets</b>	
Bank Accounts	\$1,239,228.10
Accounts Receivable	\$0.00
Other Current Assets	\$53,759.49
<b>Total for Current Assets</b>	<b>\$1,292,987.59</b>
Fixed Assets	\$0.00
Other Assets	\$0.00
<b>Total for Assets</b>	<b>\$1,292,987.59</b>
<b>Liabilities and Equity</b>	
<b>Liabilities</b>	
<b>Current Liabilities</b>	
Accounts Payable	\$20.00
Credit Cards	\$6,752.82
Other Current Liabilities	\$541,874.03
<b>Total for Current Liabilities</b>	<b>\$548,646.85</b>
Long-term Liabilities	\$0.00
<b>Total for Liabilities</b>	<b>\$548,646.85</b>
Equity	\$744,340.74
<b>Total for Liabilities and Equity</b>	<b>\$1,292,987.59</b>

**Libertarian National Committee Inc**  
**Budget vs. Actual**  
**January 2026 - December 2026**

	Jan 2026			Total		
	Actual	Budget	% of Budget	Actual	Budget	% of Budget
<b>Income</b>						
4-4000 Fundraising Membership Prog Rev			-	-	-	-
4000-10 General Fundraising	13,955		13,955	13,955	-	13,955
4000-20 Other Membership	1,757		1,757	1,757	-	1,757
4000-30 Recurring Membership	31,465		31,465	31,465	-	31,465
4000-40 Ballot Access - Voter Reg Rev	57		57	57	-	57
4000-50 Campaign Candidate Support Rev	157		157	157	-	157
4000-60 Affiliate Support Revenue	22		22	22	-	22
4000-70 Historic Preservation Revenue			-	-	-	-
<b>Total 4-4000 Fundraising Membership Prog Rev</b>	<b>47,411</b>	<b>-</b>	<b>47,411</b>	<b>47,411</b>	<b>-</b>	<b>47,411</b>
4-4100 Restricted Project Revenue			-	-	-	-
4100.10 Building Fund Revenue	126		126	126	-	126
4100.20 Legal Fund Revenue	45		45	45	-	45
<b>Total 4-4100 Restricted Project Revenue</b>	<b>171</b>	<b>-</b>	<b>171</b>	<b>171</b>	<b>-</b>	<b>171</b>
4700 Other Receipts			-	-	-	-
4710 Interest & Dividends	1,879		1,879	1,879	-	1,879
<b>Total 4700 Other Receipts</b>	<b>1,879</b>	<b>-</b>	<b>1,879</b>	<b>1,879</b>	<b>-</b>	<b>1,879</b>
<b>Total Income</b>	<b>49,462</b>	<b>-</b>	<b>49,462</b>	<b>49,462</b>	<b>-</b>	<b>49,462</b>
<b>Gross Profit</b>	<b>49,462</b>	<b>-</b>	<b>49,462</b>	<b>49,462</b>	<b>-</b>	<b>49,462</b>
<b>Expenses</b>						
7-7000 Fundraising Membership Prog Exp			-	-	-	-
7000-10 General Fundraising Expenses	1,341		1,341	1,341	-	1,341
7000-60 Credit Card Fees Expense	3,628		3,628	3,628	-	3,628
7000-70 Store Expenses	362		362	362	-	362
7000-80 Core Services Expense			-	-	-	-
7000-81 Outreach & Activism Expense	1,484		1,484	1,484	-	1,484
7000-85 Campaign/Candidate Support & Training	3,000		3,000	3,000	-	3,000
7000-86 Ballot Access Petitioning Expense	2,500		2,500	2,500	-	2,500
7000-90 Historic Preservation Expense	400		400	400	-	400
<b>Total 7000-80 Core Services Expense</b>	<b>7,384</b>	<b>-</b>	<b>7,384</b>	<b>7,384</b>	<b>-</b>	<b>7,384</b>
<b>Total 7-7000 Fundraising Membership Prog Exp</b>	<b>12,715</b>	<b>-</b>	<b>12,715</b>	<b>12,715</b>	<b>-</b>	<b>12,715</b>
8000 Salary & Related Expense			-	-	-	-
8005 Salary Hourly Bonus Sick & Vac	26,579		26,579	26,579	-	26,579
8015 Contractor Admin & Internships	8,100		8,100	8,100	-	8,100
8020 Employer Cont to P/R Tax	3,923		3,923	3,923	-	3,923
8030 Employer Cont to 401K & Adm	761		761	761	-	761
8060 Health Insurance	1,305		1,305	1,305	-	1,305
8080 Payroll Service Fees	2,211		2,211	2,211	-	2,211
<b>Total 8000 Salary &amp; Related Expense</b>	<b>42,879</b>	<b>-</b>	<b>42,879</b>	<b>42,879</b>	<b>-</b>	<b>42,879</b>

**Libertarian National Committee Inc**  
**Budget vs. Actual**  
**January 2026 - December 2026**

	Jan 2026			Total		
	Actual	Budget	over Budget % of Budget	Actual	Budget	over Budget % of Budget
<b>8100 Admin &amp; Overhead Expense</b>			-			-
8110 Ofc Supplies & Non Cap Equipt	169		169	169		169
8120 Telephone & Data Services	107		107	107		107
8130 Postage & Shipping	517		517	517		517
8170 Occupancy Expenses			-			-
8170-50 Property / GL Insurance	1,677		1,677	1,677		1,677
<b>Total 8170 Occupancy Expenses</b>	<b>1,677</b>	-	<b>1,677</b>	<b>1,677</b>	-	<b>1,677</b>
8190 Software, Hardware & Other IT	1,202		1,202	1,202		1,202
8195 Other Expenses & Bank Fees	79		79	79		79
8198 Melio services fee	49		49	49		49
<b>Total 8100 Admin &amp; Overhead Expense</b>	<b>3,800</b>	-	<b>3,800</b>	<b>3,800</b>	-	<b>3,800</b>
<b>8200 Professional Services</b>			-			-
8210 Legal			-			-
8210-10 Legal - General	4,500		4,500	4,500		4,500
<b>Total 8210 Legal</b>	<b>4,500</b>	-	<b>4,500</b>	<b>4,500</b>	-	<b>4,500</b>
8220 Accounting	3,781		3,781	3,781		3,781
8230 FEC Filing & Consulting	2,000		2,000	2,000		2,000
8240 Computer Services	7,200		7,200	7,200		7,200
8270 Payment Processing Fee	121		121	121		121
<b>Total 8200 Professional Services</b>	<b>17,602</b>	-	<b>17,602</b>	<b>17,602</b>	-	<b>17,602</b>
<b>Total Expenses</b>	<b>76,996</b>	-	<b>76,996</b>	<b>76,996</b>	-	<b>76,996</b>
<b>Net Operating Income</b>	<b>(27,534)</b>	-	<b>(27,534)</b>	<b>(27,534)</b>	-	<b>(27,534)</b>
<b>Net Income</b>	<b>(27,534)</b>	-	<b>(27,534)</b>	<b>(27,534)</b>	-	<b>(27,534)</b>

**Libertarian National Committee Inc**  
**Balance Sheet**  
As of January 31, 2026

	As of Jan 31, 2026	As of Dec 31, 2025 (PP)	Total Change	% Change
<b>ASSETS</b>				
<b>Current Assets</b>				
<b>Bank Accounts</b>				
11 Cash	-	-	-	
111U PNC Checking 8115 (Unrest)	28,658	38,329	(9,671)	-25.23%
112U Truist xxx8394 (Unrestricted)	86,687	99,855	(13,167)	-13.19%
113R PNC Check 2497 (Restricted)	10	10	-	0.00%
114R Truist xxx8408 (Rest Building)	1,730	1,730	-	0.00%
119R Truist xxx0094 JFA (Restricted)	30,627	30,627	-	0.00%
<b>Total 11 Cash</b>	<b>147,713</b>	<b>170,551</b>	<b>(22,838)</b>	<b>-13.39%</b>
11.1 Investments			-	
110I PNC Bond Money Market	2,554	2,550	4	0.14%
119R MM 119R MM Truist xxx0192 JFA (Restricted)	1,088,961	1,087,085	1,876	0.17%
<b>Total 11.1 Investments</b>	<b>1,091,515</b>	<b>1,089,636</b>	<b>1,879</b>	<b>0.17%</b>
<b>Total Bank Accounts</b>	<b>1,239,228</b>	<b>1,260,187</b>	<b>(20,959)</b>	<b>-1.66%</b>
<b>Other Current Assets</b>				
1501 Undeposited Funds - Zoho / Checks	7,469	9,125	(1,655)	-18.14%
16 Prepaid Expenses	-	-	-	
164 Prepaid Services	834	1,667	(833)	-49.99%
166 Prepaid Insurance	5,457	7,134	(1,677)	-23.51%
167 Prepaid Convention - Spec Event	40,000	40,000	-	0.00%
<b>Total 16 Prepaid Expenses</b>	<b>46,290</b>	<b>48,801</b>	<b>(2,511)</b>	<b>-5.14%</b>
<b>Total Other Current Assets</b>	<b>53,759</b>	<b>57,926</b>	<b>(4,166)</b>	<b>-7.19%</b>
<b>Total Current Assets</b>	<b>1,292,988</b>	<b>1,318,112</b>	<b>(25,125)</b>	<b>-1.91%</b>
<b>TOTAL ASSETS</b>	<b>1,292,988</b>	<b>1,318,112</b>	<b>(25,125)</b>	<b>-1.91%</b>

**Libertarian National Committee Inc**  
**Balance Sheet**  
As of January 31, 2026

	As of Jan 31, 2026	Total As of Dec 31, 2025 (PP)	Change	% Change
<b>LIABILITIES AND EQUITY</b>				
<b>Liabilities</b>				
<b>Current Liabilities</b>				
<b>Accounts Payable</b>				
21 Accounts Payable	20	2,520	(2,500)	-99.21%
<b>Total Accounts Payable</b>	<b>20</b>	<b>2,520</b>	<b>(2,500)</b>	<b>-99.21%</b>
<b>Credit Cards</b>				
<b>22 Credit Cards</b>				
2223 PNC Bus Options Visa	6,753	8,876	(2,123)	-23.92%
<b>Total 22 Credit Cards</b>	<b>6,753</b>	<b>8,876</b>	<b>(2,123)</b>	<b>-23.92%</b>
<b>Total Credit Cards</b>	<b>6,753</b>	<b>8,876</b>	<b>(2,123)</b>	<b>-23.92%</b>
<b>Other Current Liabilities</b>				
<b>24 Accrued Expenses</b>				
241 Accrued Payroll	7,122	14,832	(7,710)	-51.98%
242 Accrued Vacation	5,652	6,053	(401)	-6.62%
<b>Total 24 Accrued Expenses</b>	<b>12,775</b>	<b>20,885</b>	<b>(8,110)</b>	<b>-38.83%</b>
<b>25 Accrued Payroll Taxes</b>				
251 Payroll Tax Liabilities	482	482	-	0.00%
<b>Total 25 Accrued Payroll Taxes</b>	<b>482</b>	<b>482</b>	<b>-</b>	<b>0.00%</b>
<b>27 Deferred Liabilities</b>				
<b>272 Deferred Convention Revenue</b>				
272-20 Deferred Convention Fundraising	47,247	32,167	15,080	46.88%
<b>Total 272 Deferred Convention Revenue</b>	<b>47,247</b>	<b>32,167</b>	<b>15,080</b>	<b>46.88%</b>
276 Joint Affiliate Portion of Rev	765	702	63	8.99%
277 JFA Liability	480,605	480,605	-	0.00%
<b>Total 27 Deferred Liabilities</b>	<b>528,617</b>	<b>513,474</b>	<b>15,143</b>	<b>2.95%</b>
<b>Total Other Current Liabilities</b>	<b>541,874</b>	<b>534,841</b>	<b>7,033</b>	<b>1.31%</b>
<b>Total Current Liabilities</b>	<b>548,647</b>	<b>546,237</b>	<b>2,410</b>	<b>0.44%</b>
<b>Total Liabilities</b>	<b>548,647</b>	<b>546,237</b>	<b>2,410</b>	<b>0.44%</b>
<b>Equity</b>				
31 General Operating	770,145	889,782	(119,637)	-13.45%
<b>32 Temp. Restricted Balances</b>				
3204 Fund - Building	1,730	1,730	-	0.00%
<b>Total 32 Temp. Restricted Balances</b>	<b>1,730</b>	<b>1,730</b>	<b>-</b>	<b>0.00%</b>
<b>Net Income</b>	<b>(27,534)</b>	<b>(119,637)</b>	<b>92,102</b>	<b>76.98%</b>
<b>Total Equity</b>	<b>744,341</b>	<b>771,875</b>	<b>(27,534)</b>	<b>-3.57%</b>
<b>TOTAL LIABILITIES AND EQUITY</b>	<b>1,292,988</b>	<b>1,318,112</b>	<b>(25,125)</b>	<b>-1.91%</b>

## Statement of Cash Flows

Libertarian National Committee Inc  
January 2026

Full name	◇ Total
<b>▼ OPERATING ACTIVITIES</b>	
Net Income	-27,534.49
<b>▼ Adjustments to reconcile Net Income to Net Cash provided ...</b>	
1501 Undeposited Funds - Zoho / Checks	1,655.45
164 Prepaid Expenses:Prepaid Services	833.33
166 Prepaid Expenses:Prepaid Insurance	1,677.38
21 Accounts Payable	-2,500.00
2223 Credit Cards:PNC Bus Options Visa	-2,123.13
241 Accrued Expenses:Accrued Payroll	-7,709.53
242 Accrued Expenses:Accrued Vacation	-400.85
251 Accrued Payroll Taxes:Payroll Tax Liabilities	-
272-20 Deferred Liabilities:Deferred Convention Revenue:Defer...	15,080.00
276 Deferred Liabilities:Joint Affiliate Portion of Rev	63.14
<b>Total for Adjustments to reconcile Net Income to Net Cash ...</b>	<b>\$6,575.79</b>
<b>Net cash provided by operating activities</b>	<b>-\$20,958.70</b>
INVESTING ACTIVITIES	-
FINANCING ACTIVITIES	-
<b>NET CASH INCREASE FOR PERIOD</b>	<b>-\$20,958.70</b>
<b>Cash at beginning of period</b>	<b>\$1,260,186.80</b>
<b>CASH AT END OF PERIOD</b>	<b>\$1,239,228.10</b>

**RELATED PARTY TRANSACTIONS AS OF: 02/10/2026**

<b>Related Party Donations</b>	<b>BSM Expires</b>	<b>Date of Last Contribution</b>	<b>Amount</b>	<b>2026 YTD Contributions</b>	<b>Lifetime Giving</b>
Paul Darr	Life Member	02/08/26	\$ 103.20	\$ 103.20	\$ 2,412.39
Paul Bracco	Life Member	02/01/25	\$ 5.00	\$ -	\$ 1,739.30
Keith Thompson	Life Member	08/03/25	\$ 103.20	\$ -	\$ 1,650.53
Ben Wier	05/25/26	05/23/25	\$ 26.05	\$ -	\$ 255.25
Travis Bost	Life Member	02/07/26	\$ 51.75	\$ 103.50	\$ 3,821.85
Robert Vinson	12/16/25	12/17/24	\$ 26.03	\$ -	\$ 76.03
Aron Lam	02/02/26	02/01/25	\$ 51.75	\$ -	\$ 339.00
Evan McMahon	Life Member	05/17/25	\$ 50.00	\$ -	\$ 2,517.10
Matt Johnson	Life Member	01/25/26	\$ 50.00	\$ 50.00	\$ 4,987.95
Otto Dassing	02/01/26	01/31/25	\$ 25.00	\$ -	\$ 675.00
Andrew Chadderton	Life Member	01/26/26	\$ 5.15	\$ 5.15	\$ 2,171.60
Jonathan McGee	Life Member	02/04/26	\$ 103.20	\$ 206.40	\$ 7,418.45
Jessi Cowart	08/28/26	12/06/25	\$ 103.20	\$ -	\$ 702.92
Patrick Ford	08/03/26	08/02/25	\$ 25.00	\$ -	\$ 637.10
Meredith Hays	05/08/26	05/07/25	\$ 26.03	\$ -	\$ 184.20
Gregory Hertzsch	Life Member	02/01/26	\$ 10.00	\$ 20.00	\$ 5,477.10
Dustin Nanna	06/12/26	06/10/25	\$ 25.00	\$ -	\$ 1,383.00
Steven Nekhaila	Life Member	01/29/26	\$ 103.20	\$ 103.20	\$ 8,064.93
William Redpath	Life Member	01/22/26	\$ 85.00	\$ 85.00	\$ 109,425.82
Andrew Watkins	Life Member	11/10/25	\$ 25.00	\$ -	\$ 1,126.75
James Wiley	05/16/26	05/16/25	\$ 26.03	\$ -	\$ 86.03
Austin Martin	02/02/26	05/17/25	\$ 60.00	\$ -	\$ 86.03
Samual Bohler	10/08/26	10/07/25	\$ 25.75	\$ -	\$ 1,450.60
Douglas Knebel	08/04/26	02/01/26	\$ 26.03	\$ 26.03	\$ 217.36
Mimi Robson	Life Member	01/04/26	\$ 26.03	\$ 283.58	\$ 3,730.29
Trendalyn Hallesy	05/19/26	05/18/25	\$ 51.75	\$ -	\$ 357.70
Katherine Yeniscavich	Life Member	11/14/25	\$ 10.30	\$ -	\$ 2,882.80
Caryn Ann Harlos	Life Member	05/27/24	\$ 25.75	\$ -	\$ 5,828.93
Adrian Malagon	Life Member	05/01/25	\$ 5.15	\$ -	\$ 2,381.55
Roman Garcia	Life Member	01/25/25	\$ 100.00	\$ -	\$ 5,589.55
Angela McArdle	01/01/26	02/01/26	\$ 5.00	\$ 10.00	\$ 2,022.30
Nick Shawhan	03/01/25	02/29/24	\$ 125.00	\$ -	\$ 625.00
Adam Haman	06/19/25	08/22/24	\$ 51.75	\$ -	\$ 663.47
Total Contributions (Curr Board):			\$ 1,166.60	\$ 986.06	\$ 160,636.58

<b>Related Party Disbursements</b>	<b>Memo</b>	<b>Current Month Disbursement</b>	<b>YTD Disbursements</b>
Free Libertarian Party New Mexico	State Membership Transfer		
LPAK - LP Alaska	State Membership Transfer		\$ 525.00
LPCA - LP California	State Membership Transfer		\$ 2,125.00
LPIA - LP Iowa			\$ 20.00
LPME - LP ME	Ballot Access		
LPNM - LP New Mexico	State Membership Transfer		\$ 74.70
LP - North Dakota	Membership		
LPVA - LP Virginia	State Membership Transfer		\$ 322.20
Total Disbursements:		\$ -	\$ 3,066.90

**CHAIR'S DISCRETIONARY DISBURSEMENTS FOR 2025**

<b>Chair</b>	<b>Memo</b>	<b>MTD</b>	<b>YTD</b>