



FEBRUARY 2026 END OF MONTH FINANCIAL REPORTS

Page 2 – EOM Sustaining Membership and Revenue Charts and Graphs

Page 4 – EOM Financial Summary Reports

Page 6 – Statement of Activities – Actual to Budget

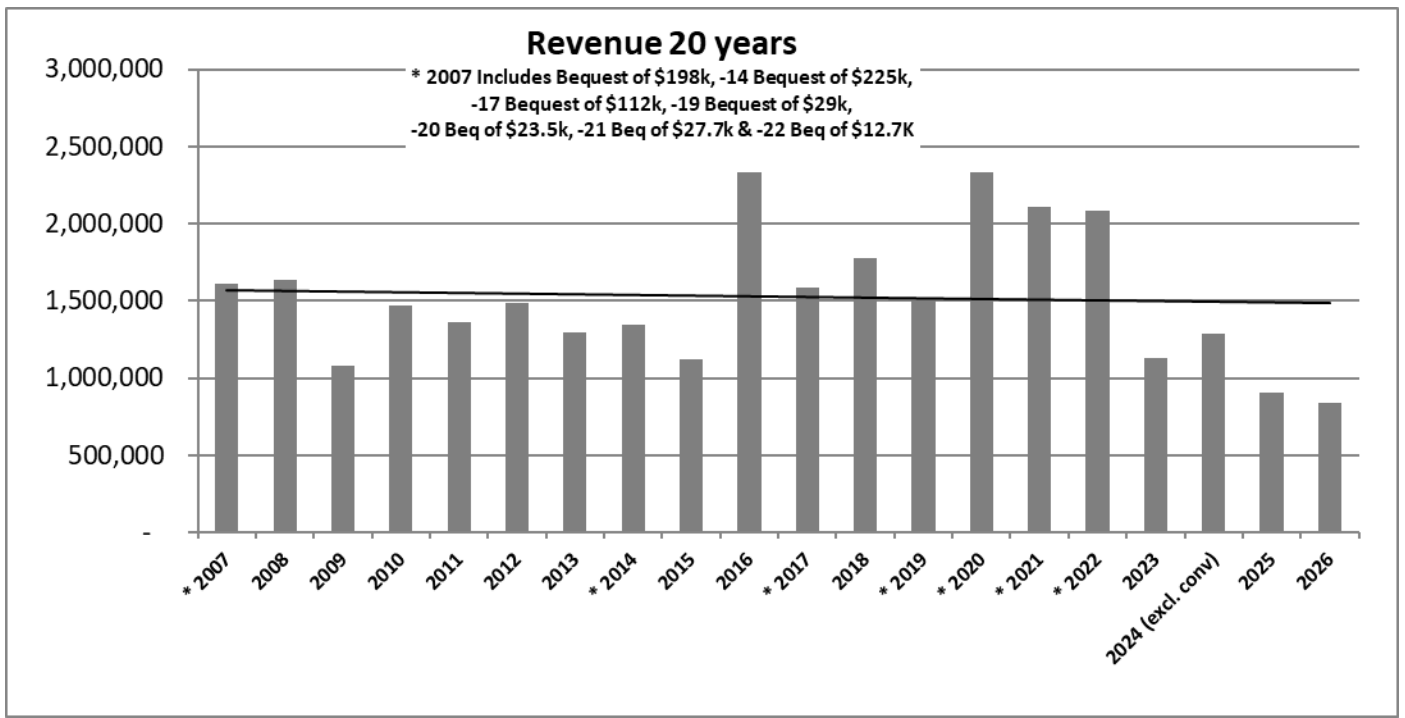
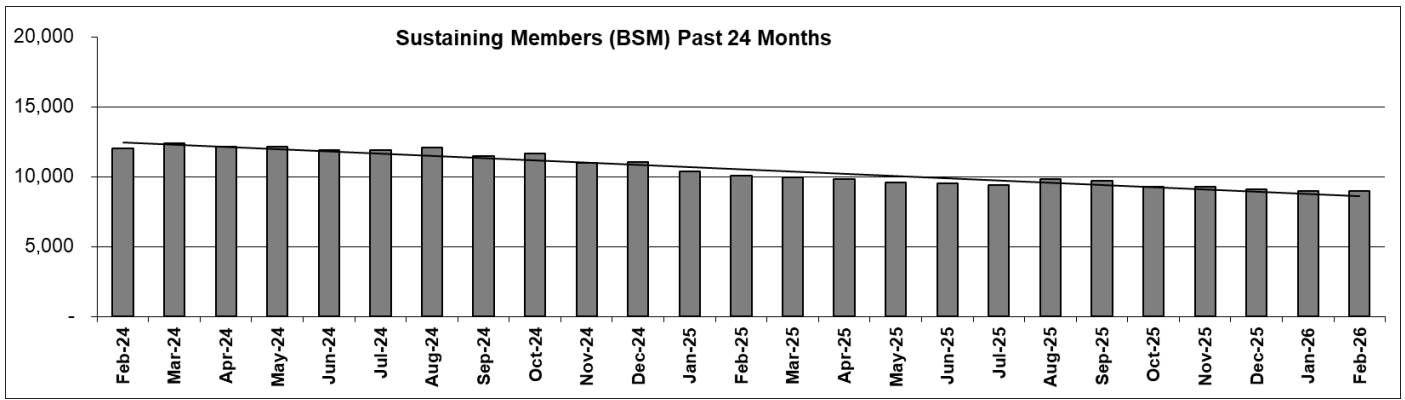
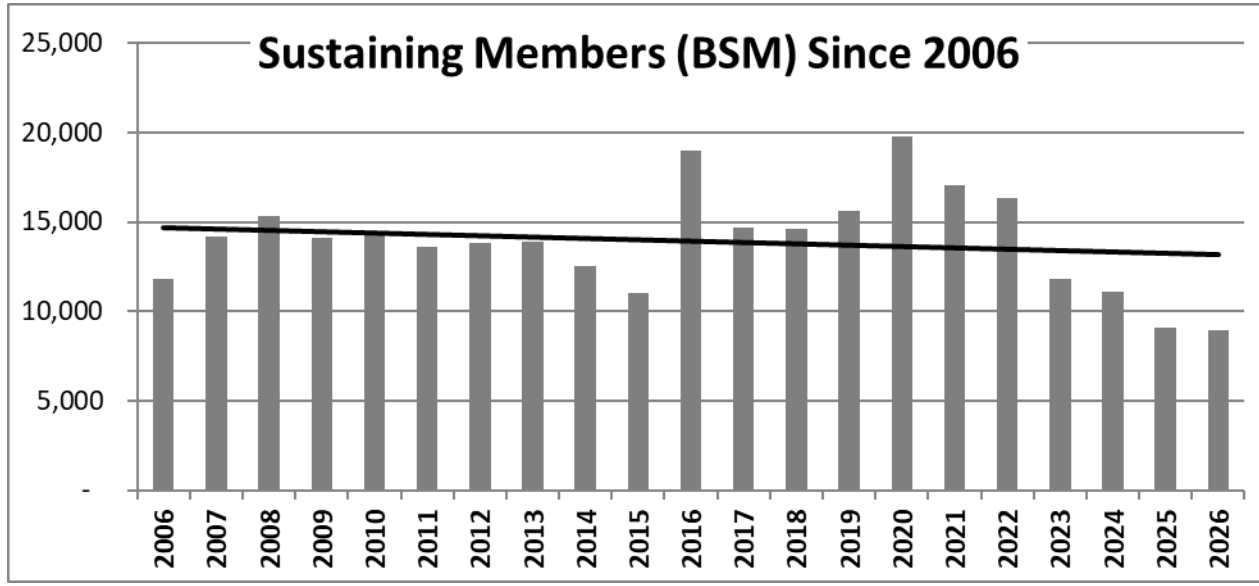
Page 8 – Statement of Financial Position Curr v. Prior Month Comparison

Page 10 – Statement of Cash Flows

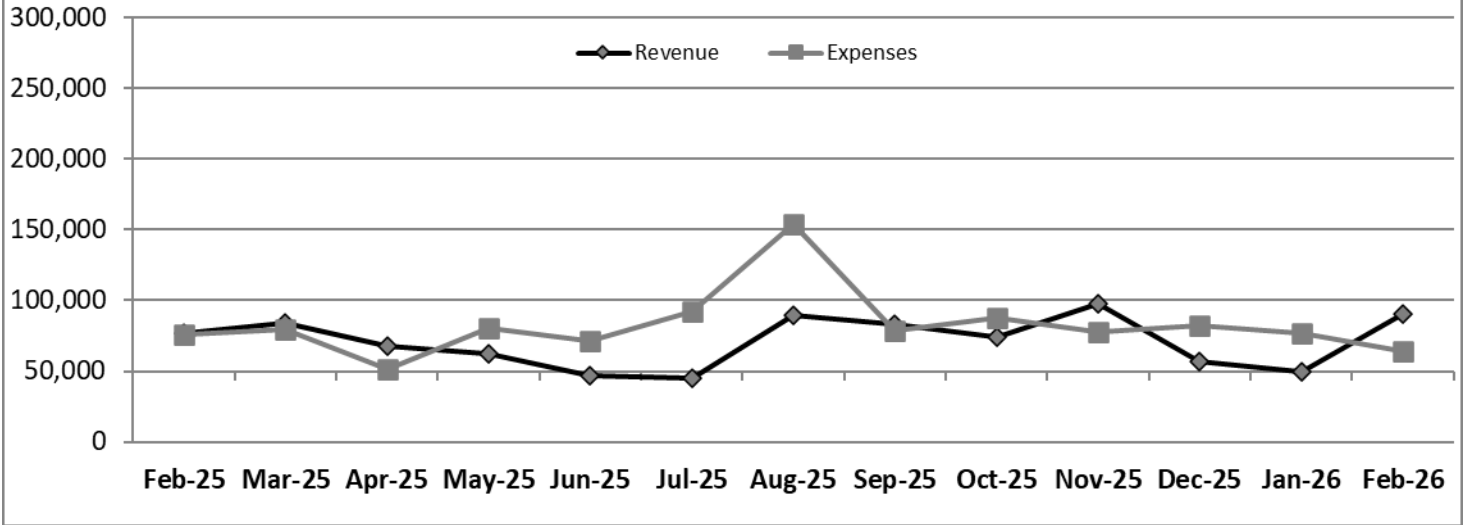
Page 11 – Related Party Transactions

Page 11 – Chair’s Discretionary Disbursements

End of Month Reports – Charts

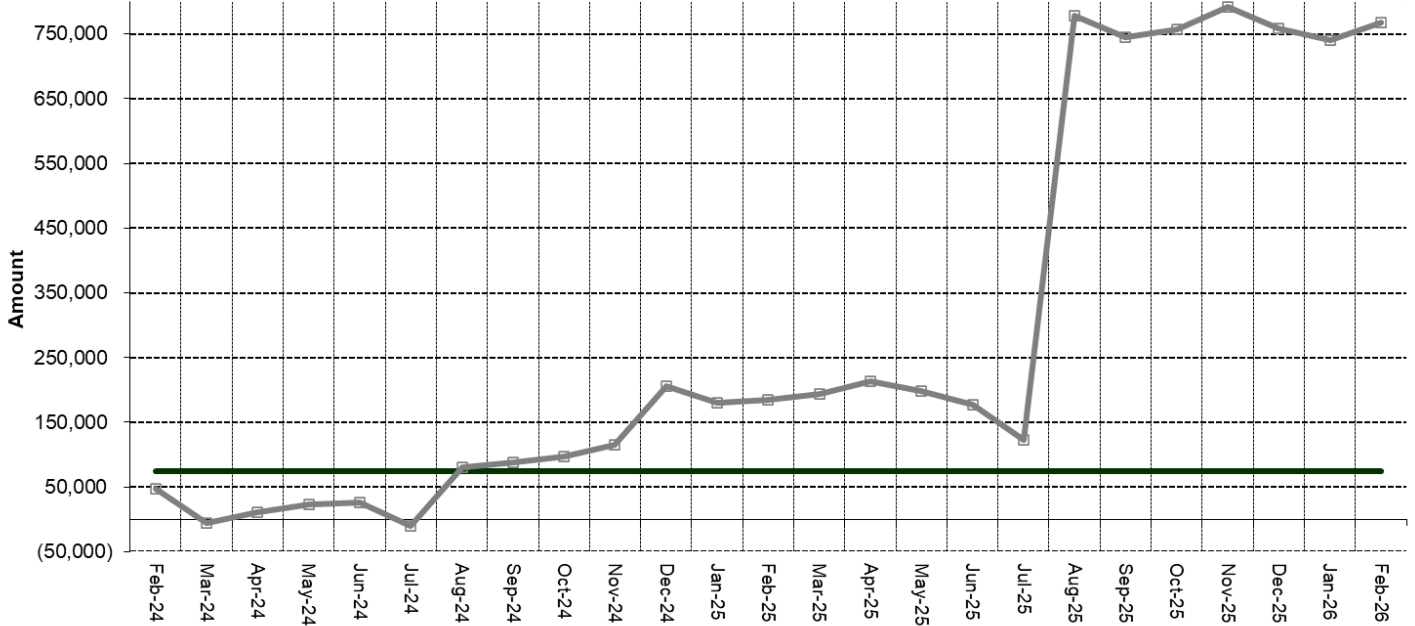


Monthly Revenue and Expenses - Past 12 Months - * Non Convention



Reserve Adequacy Trend (24 Months)

2026 Monthly Resv Target = \$74,120 - Curr Month Resv = \$767,966 *excludes TK JFA



		JAN	FEB
	Total Cash	\$ 758,623	\$ 808,239
Minus	Temporary Restricted	\$ 1,730	\$ 1,730
Minus	Total Deferred Liabilities	\$ 48,012	\$ 68,050
Minus	Accounts Payable	\$ 20	\$ 46
Minus	Credit Card Balance	\$ 6,753	\$ 7,102
Minus	Accrued Expenses & Liabilities	\$ 13,257	\$ 13,012
Plus	Prepaid Expenses	\$ 46,290	\$ 43,779
Plus	Accrued Vacation	\$ 5,652	\$ 5,889
	Total Cash Reserve Adequacy	\$ 740,793	\$ 767,966

End of Month Reports – Financial Summary

Revenue - by Function as % of Total

2019 thru 2026 (Not Including Convention Packages)

	<u>2019</u>	<u>2020</u>	<u>2021</u>	<u>2022</u>	<u>2023</u>	<u>2024</u>	<u>2025</u>	<u>2026</u>
Membership Revenue	622,486	879,035	700,830	618,573	369,390	259,349	104,474	3,524
% Total Non Conv Revenue	41%	42%	33%	36%	33%	20%	11%	3%
General Fundraising	648,038	843,565	1,050,462	969,607	733,173	721,702	655,318	131,030
% Total Non Conv Revenue	43%	40%	50%	57%	65%	56%	72%	94%
Project/Program/Other	230,807	363,056	357,632	120,567	28,887	304,959	149,072	5,029
% Total Non Conv Revenue	15%	17%	17%	7%	3%	24%	16%	4%
Total Non Convention Revenue	1,501,331	2,085,656	2,108,924	1,708,747	1,131,450	1,286,009	908,865	139,583

P&L Acct Summary Last Month Plus YTD

January through December 2026

	<u>Jan-26</u>	<u>Feb-26</u>	<u>Mar-26</u>	<u>Apr-26</u>	<u>May-26</u>	<u>Jun-26</u>	<u>Jul-26</u>	<u>Aug-26</u>	<u>Sep-26</u>	<u>Oct-26</u>	<u>Nov-26</u>	<u>Dec-26</u>	<u>TOTAL</u>
Revenue													
4-4000 · Fundraising Membership Prog Rev	47,411	87,854											135,266
4-4100 · Restricted Project Revenue	171	245											416
4700 Other Receipts	1,879	1,644											3,523
4800 Misc Income													0
Credit Card Rewards		378											378
Total Revenue	49,462	90,121	0	0	0	0	0	0	0	0	0	0	139,583
Expense													0
7-7000 · Fundraising Membership Prog Exp	12,715	9,245											21,961
7-7200 Convention & Special Event Exp													0
8000 · Salary & Related Expense	42,879	38,493											81,372
8100 · Admin & Overhead Expense	3,800	4,573											8,373
8200 · Professional Services	17,602	11,999											29,601
8300 · Depreciation Expense													0
8500 · Loss (Gain) on Disposal													0
Total Expense	76,996	64,310	0	0	0	0	0	0	0	0	0	0	141,307
Net Operating Income	(27,534)	25,811	0	0	0	0	0	0	0	0	0	0	(1,724)
Released from Restriction													
Net Income	(27,534)	25,811	0	0	0	0	0	0	0	0	0	0	(1,724)

Balance Sheet Summary

Libertarian National Committee Inc
As of February 28, 2026

Account	Total
Assets	
Current Assets	
Bank Accounts	\$1,288,843.59
Accounts Receivable	\$0.00
Other Current Assets	\$50,605.62
Total for Current Assets	\$1,339,449.21
Fixed Assets	\$0.00
Other Assets	\$0.00
Total for Assets	\$1,339,449.21
Liabilities and Equity	
Liabilities	
Current Liabilities	
Accounts Payable	\$46.25
Credit Cards	\$7,102.43
Other Current Liabilities	\$561,666.98
Total for Current Liabilities	\$568,815.66
Long-term Liabilities	\$0.00
Total for Liabilities	\$568,815.66
Equity	\$770,633.55
Total for Liabilities and Equity	\$1,339,449.21

Libertarian National Committee Inc
Budget vs. Actual
January 2026 - February 2026

	Feb 2026			Total		
	Actual	Budget	over Budget	Actual	Budget	over Budget
Income						
4-4000 Fundraising Membership Prog Rev			-	-	-	-
4000-10 General Fundraising	13,246		13,246	27,201	-	27,201
4000-20 Other Membership	1,767		1,767	3,524	-	3,524
4000-30 Recurring Membership	72,201		72,201	103,665	-	103,665
4000-40 Ballot Access - Voter Reg Rev	107		107	163	-	163
4000-50 Campaign Candidate Support Rev	512		512	668	-	668
4000-60 Affiliate Support Revenue	22		22	43	-	43
4000-70 Historic Preservation Revenue			-	-	-	-
Total 4-4000 Fundraising Membership Prog Rev	87,854	-	87,854	135,266	-	135,266
4-4100 Restricted Project Revenue			-	-	-	-
4100.10 Building Fund Revenue	126		126	252	-	252
4100.20 Legal Fund Revenue	120		120	165	-	165
Total 4-4100 Restricted Project Revenue	245	-	245	416	-	416
4700 Other Receipts			-	-	-	-
4710 Interest & Dividends	1,644		1,644	3,523	-	3,523
Total 4700 Other Receipts	1,644	-	1,644	3,523	-	3,523
Credit Card Rewards	378		378	378	-	378
Total Income	90,121	-	90,121	139,583	-	139,583
Gross Profit	90,121	-	90,121	139,583	-	139,583

Libertarian National Committee Inc
Budget vs. Actual
January 2026 - February 2026

	Feb 2026			Total		
	Actual	Budget	over Budget	Actual	Budget	over Budget
Expenses						
7-7000 Fundraising Membership Prog Exp			-	-	-	-
7000-10 General Fundraising Expenses	1,492		1,492	2,833	-	2,833
7000-60 Credit Card Fees Expense	1,978		1,978	5,607	-	5,607
7000-70 Store Expenses	833		833	1,195	-	1,195
7000-80 Core Services Expense			-	-	-	-
7000-81 Outreach & Activism Expense	1,542		1,542	3,026	-	3,026
7000-85 Campaign/Candidate Support & Training	3,000		3,000	6,000	-	6,000
7000-86 Ballot Access Petitioning Expense			-	2,500	-	2,500
7000-90 Historic Preservation Expense	400		400	800	-	800
Total 7000-80 Core Services Expense	4,942	-	4,942	12,326	-	12,326
Total 7-7000 Fundraising Membership Prog Exp	9,245	-	9,245	21,961	-	21,961
8000 Salary & Related Expense			-	-	-	-
8005 Salary Hourly Bonus Sick & Vac	23,978		23,978	50,557	-	50,557
8015 Contractor Admin & Internships	8,700		8,700	16,800	-	16,800
8020 Employer Cont to P/R Tax	2,180		2,180	6,102	-	6,102
8030 Employer Cont to 401K & Adm	523		523	1,284	-	1,284
8060 Health Insurance	1,305		1,305	2,611	-	2,611
8080 Payroll Service Fees	1,807		1,807	4,018	-	4,018
Total 8000 Salary & Related Expense	38,493	-	38,493	81,372	-	81,372
8100 Admin & Overhead Expense			-	-	-	-
8110 Ofc Supplies & Non Cap Equipt	54		54	223	-	223
8120 Telephone & Data Services	1,682		1,682	1,788	-	1,788
8130 Postage & Shipping	582		582	1,099	-	1,099
8170 Occupancy Expenses			-	-	-	-
8170-50 Property / GL Insurance	1,677		1,677	3,355	-	3,355
Total 8170 Occupancy Expenses	1,677	-	1,677	3,355	-	3,355
8190 Software, Hardware & Other IT	344		344	1,546	-	1,546
8195 Other Expenses & Bank Fees	207		207	286	-	286
8198 Melio services fee	26		26	76	-	76
Total 8100 Admin & Overhead Expense	4,573	-	4,573	8,373	-	8,373
8200 Professional Services			-	-	-	-
8210 Legal	1,012		1,012	1,012	-	1,012
8210-10 Legal - General	4,500		4,500	9,000	-	9,000
Total 8210 Legal	5,512	-	5,512	10,012	-	10,012
8220 Accounting	4,488		4,488	8,269	-	8,269
8230 FEC Filing & Consulting	2,000		2,000	4,000	-	4,000
8240 Computer Services			-	7,200	-	7,200
8270 Payment Processing Fee			-	121	-	121
Total 8200 Professional Services	11,999	-	11,999	29,601	-	29,601
Total Expenses	64,310	-	64,310	141,307	-	141,307
Net Operating Income	25,811	-	25,811	(1,724)	-	(1,724)
Net Income	25,811	-	25,811	(1,724)	-	(1,724)

Balance Sheet

Libertarian National Committee Inc

As of February 28, 2026

	TOTAL	
Account	As of February 28, 2026	As of January 31, 2026 (PP)
Assets		
Current Assets		
Bank Accounts		
11.1 Investments		
110I PNC Bond Money Market	2,557.47	2,554.07
119R MM 119R MM Truist xxx0192 JFA (Restricted)	1,090,601.57	1,088,961.27
Total for 11.1 Investments	\$1,093,159.04	\$1,091,515.34
11 Cash	\$0.00	\$0.00
111U PNC Checking 8115 (Unrest)	40,314.81	28,658.05
112U Truist xxx8394 (Unrestricted)	123,002.39	86,687.36
113R PNC Check 2497 (Restricted)	10.00	10.00
114R Truist xxx8408 (Rest Building)	1,730.39	1,730.39
119R Truist xxx0094 JFA (Restricted)	30,626.96	30,626.96
Total for 11 Cash	\$195,684.55	\$147,712.76
Total for Bank Accounts	\$1,288,843.59	\$1,239,228.10
Other Current Assets		
1501 Undeposited Funds - Zoho / Checks	6,826.17	7,469.33
16 Prepaid Expenses	\$0.00	\$0.00
164 Prepaid Services	0.32	833.65
166 Prepaid Insurance	3,779.13	5,456.51
167 Prepaid Convention - Spec Event	40,000.00	40,000.00
Total for 16 Prepaid Expenses	\$43,779.45	\$46,290.16
Total for Other Current Assets	\$50,605.62	\$53,759.49
Total for Current Assets	\$1,339,449.21	\$1,292,987.59
Total for Assets	\$1,339,449.21	\$1,292,987.59

Balance Sheet

Libertarian National Committee Inc
As of February 28, 2026

	TOTAL	
Account	◊ As of February 28, 2026	As of January 31, 2026 (PP)
> Assets	-\$1,339,449.21	-\$1,292,987.59
v Liabilities and Equity		
v Liabilities		
v Current Liabilities		
v Accounts Payable		
21 Accounts Payable	46.25	20.00
Total for Accounts Payable	\$46.25	\$20.00
v Credit Cards		
v 22 Credit Cards		
2223 PNC Bus Options Visa	7,102.43	6,752.82
Total for 22 Credit Cards	\$7,102.43	\$6,752.82
Total for Credit Cards	\$7,102.43	\$6,752.82
v Other Current Liabilities		
v 24 Accrued Expenses		
241 Accrued Payroll	7,122.46	7,122.46
242 Accrued Vacation	5,889.20	5,652.28
Total for 24 Accrued Expenses	\$13,011.66	\$12,774.74
v 27 Deferred Liabilities		
v 272 Deferred Convention Revenue	\$0.00	\$0.00
272-20 Deferred Convention Fundraising	67,221.88	47,246.88
Total for 272 Deferred Convention Revenue	\$67,221.88	\$47,246.88
276 Joint Affiliate Portion of Rev	828.48	765.34
277 JFA Liability	480,604.96	480,604.96
Total for 27 Deferred Liabilities	\$548,655.32	\$528,617.18
Total for Other Current Liabilities	\$561,666.98	\$541,391.92
Total for Current Liabilities	\$568,815.66	\$548,164.74
Total for Liabilities	\$568,815.66	\$548,164.74
v Equity		
v 32 Temp. Restricted Balances		
3204 Fund - Building	1,730.39	1,730.39
Total for 32 Temp. Restricted Balances	\$1,730.39	\$1,730.39
31 General Operating	770,626.95	770,626.95
Net Income	-1,723.79	-27,534.49
Total for Equity	\$770,633.55	\$744,822.85
Total for Liabilities and Equity	\$1,339,449.21	\$1,292,987.59

Statement of Cash Flows

Libertarian National Committee Inc
January-February, 2026

Full name	January 2026	February 2026	◇ Total
▼ OPERATING ACTIVITIES			
Net Income	-27,534.49	25,810.70	-1,723.79
▼ Adjustments to reconcile Net Inco...			
1501 Undeposited Funds - Zoho / Ch...	1,655.45	643.16	2,298.61
164 Prepaid Expenses:Prepaid Servi...	833.33	833.33	1,666.66
166 Prepaid Expenses:Prepaid Insur...	1,677.38	1,677.38	3,354.76
21 Accounts Payable	-2,500.00	26.25	-2,473.75
2223 Credit Cards:PNC Bus Options ...	-2,123.13	349.61	-1,773.52
241 Accrued Expenses:Accrued Payroll	-7,709.53	0.00	-7,709.53
242 Accrued Expenses:Accrued Vac...	-400.85	236.92	-163.93
251 Accrued Payroll Taxes:Payroll Ta...	-	-	-
272-20 Deferred Liabilities:Deferred ...	15,080.00	19,975.00	35,055.00
276 Deferred Liabilities:Joint Affiliate ...	63.14	63.14	126.28
Total for Adjustments to reconcile ...	6,575.79	23,804.79	\$30,380.58
Net cash provided by operating activit...	-20,958.70	49,615.49	\$28,656.79
INVESTING ACTIVITIES	-	-	-
FINANCING ACTIVITIES	-	-	-
NET CASH INCREASE FOR PERIOD	-20,958.70	49,615.49	\$28,656.79

RELATED PARTY TRANSACTIONS AS OF: 03/10/2026

Related Party Donations	BSM Expires	Date of Last Contribution	Amount	2026 YTD Contributions	Lifetime Giving
Paul Darr	Life Member	03/08/26	\$ 103.20	\$ 206.40	\$ 2,515.59
Paul Bracco	Life Member	02/01/25	\$ 5.00	\$ -	\$ 1,739.30
Keith Thompson	Life Member	08/03/25	\$ 103.20	\$ -	\$ 1,650.53
Ben Wier	05/25/26	05/23/25	\$ 26.05	\$ -	\$ 255.25
Travis Bost	Life Member	03/07/26	\$ 51.75	\$ 155.25	\$ 3,873.60
Robert Vinson	12/16/25	02/12/26	\$ 26.03	\$ 26.03	\$ 102.06
Aron Lam	02/02/26	02/01/25	\$ 51.75	\$ -	\$ 339.00
Evan McMahan	Life Member	05/17/25	\$ 50.00	\$ -	\$ 2,517.10
Matt Johnson	Life Member	02/25/26	\$ 50.00	\$ 100.00	\$ 5,037.95
Otto Dassing	02/01/26	02/13/26	\$ 25.00	\$ 25.00	\$ 700.00
Andrew Chadderdon	Life Member	02/26/26	\$ 5.15	\$ 10.30	\$ 2,176.75
Jonathan McGee	Life Member	03/04/26	\$ 103.20	\$ 309.60	\$ 7,521.65
Jessi Cowart	08/28/26	12/06/25	\$ 103.20	\$ -	\$ 702.92
Patrick Ford	08/03/26	08/02/25	\$ 25.00	\$ -	\$ 637.10
Meredith Hays	05/08/26	05/07/25	\$ 26.03	\$ -	\$ 184.20
Gregory Hertzsch	Life Member	03/01/26	\$ 10.00	\$ 30.00	\$ 5,487.10
Dustin Nanna	06/12/26	06/10/25	\$ 25.00	\$ -	\$ 1,383.00
Steven Nekhaila	Life Member	02/28/26	\$ 103.20	\$ 206.40	\$ 8,168.13
William Redpath	Life Member	02/22/26	\$ 85.00	\$ 170.00	\$ 109,510.82
Andrew Watkins	Life Member	11/10/25	\$ 25.00	\$ -	\$ 1,126.75
James Wiley	05/16/26	05/16/25	\$ 26.03	\$ -	\$ 86.03
Austin Martin	02/02/26	02/13/26	\$ 60.00	\$ 26.03	\$ 112.06
Samual Bohler	10/08/26	10/07/25	\$ 25.75	\$ -	\$ 1,450.60
Douglas Knebel	08/04/26	03/01/26	\$ 26.03	\$ 52.06	\$ 243.39
Mimi Robson	Life Member	01/04/26	\$ 26.03	\$ 283.58	\$ 3,730.29
Trendalyn Hallesy	05/19/26	05/18/25	\$ 51.75	\$ -	\$ 357.70
Katherine Yeniscavich	Life Member	11/14/25	\$ 10.30	\$ -	\$ 2,882.80
Caryn Ann Harlos	Life Member	05/27/24	\$ 25.75	\$ -	\$ 5,828.93
Adrian Malagon	Life Member	05/01/25	\$ 5.15	\$ -	\$ 2,381.55
Roman Garcia	Life Member	01/25/25	\$ 100.00	\$ -	\$ 5,589.55
Angela McArdle	01/01/26	02/01/26	\$ 5.00	\$ 10.00	\$ 2,022.30
Nick Shawhan	03/01/25	02/29/24	\$ 125.00	\$ -	\$ 625.00
Adam Haman	06/19/25	08/22/24	\$ 51.75	\$ -	\$ 663.47
Total Contributions (Curr Board):			\$ 1,166.60	\$ 1,600.65	\$ 161,251.17

Related Party Disbursements	Memo	Current Month Disbursement	YTD Disbursements
Free Libertarian Party New Mexico	State Membership Transfer		
LPAK - LP Alaska	State Membership Transfer		\$ 525.00
LPCA - LP California	State Membership Transfer		\$ 2,125.00
LPIA - LP Iowa			\$ 20.00
LPME - LP ME	Ballot Access		
LPNM - LP New Mexico	State Membership Transfer		\$ 74.70
LP - North Dakota	Membership		
LPVA - LP Virginia	State Membership Transfer		\$ 322.20
Total Disbursements:		\$ -	\$ 3,066.90

CHAIR'S DISCRETIONARY DISBURSEMENTS FOR 2025

Chair	Memo	MTD	YTD