



APRIL 2026 END OF MONTH FINANCIAL REPORTS

Page 2 – EOM Sustaining Membership and Revenue Charts and Graphs

Page 4 – EOM Financial Summary Reports

Page 6 – Statement of Activities – Actual to Budget

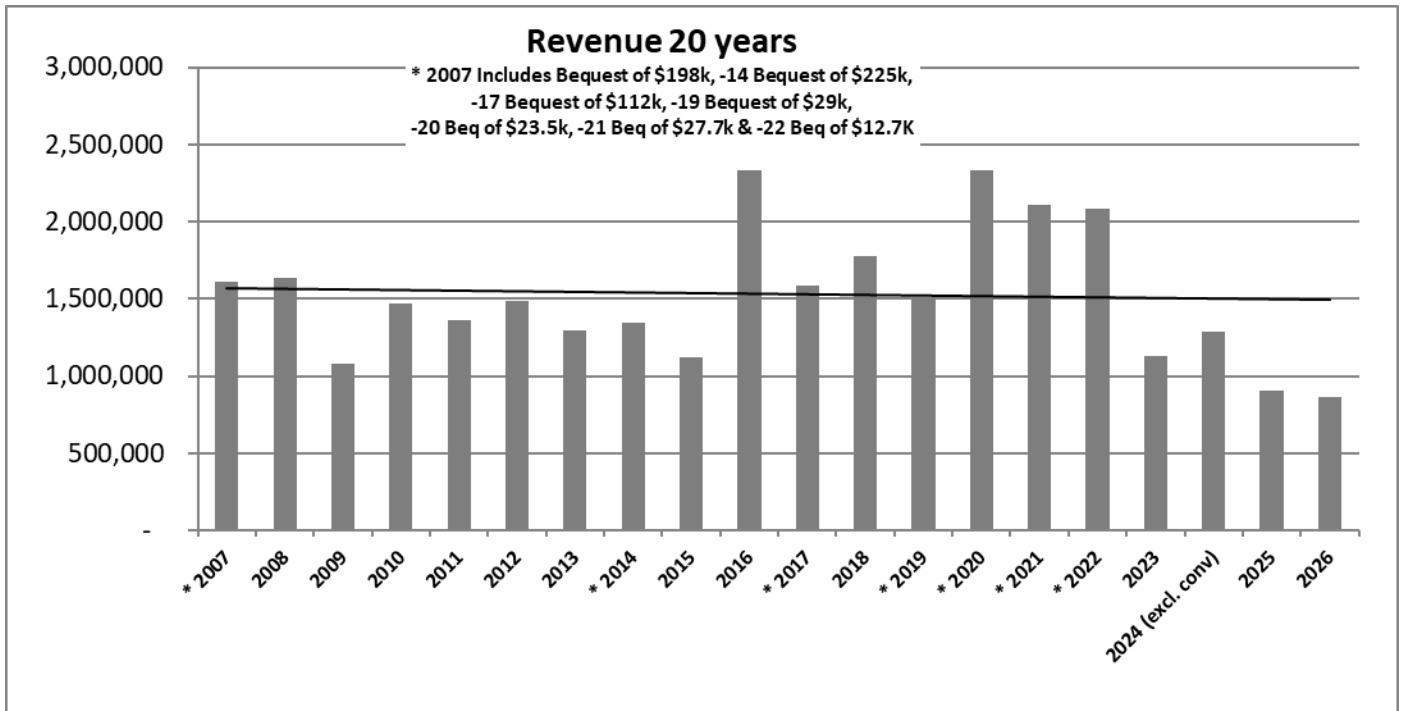
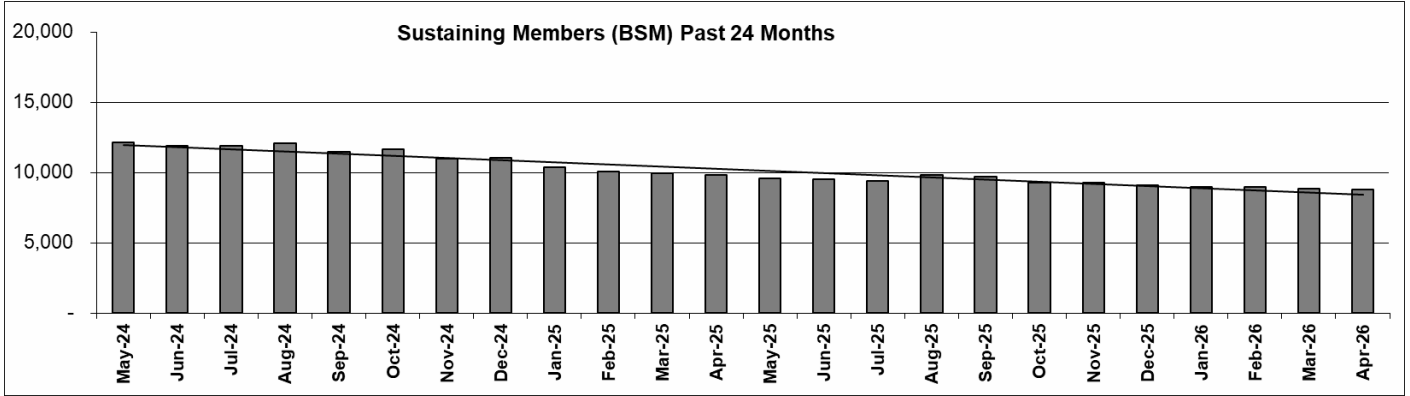
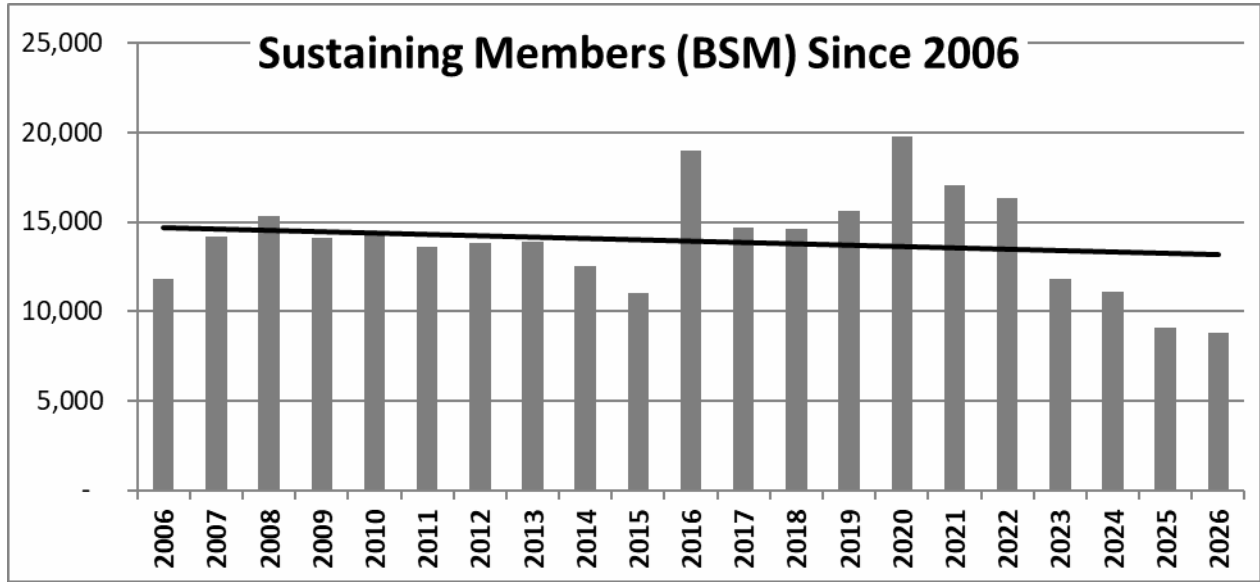
Page 9 – Statement of Financial Position Curr v. Prior Month Comparison

Page 11 – Statement of Cash Flows

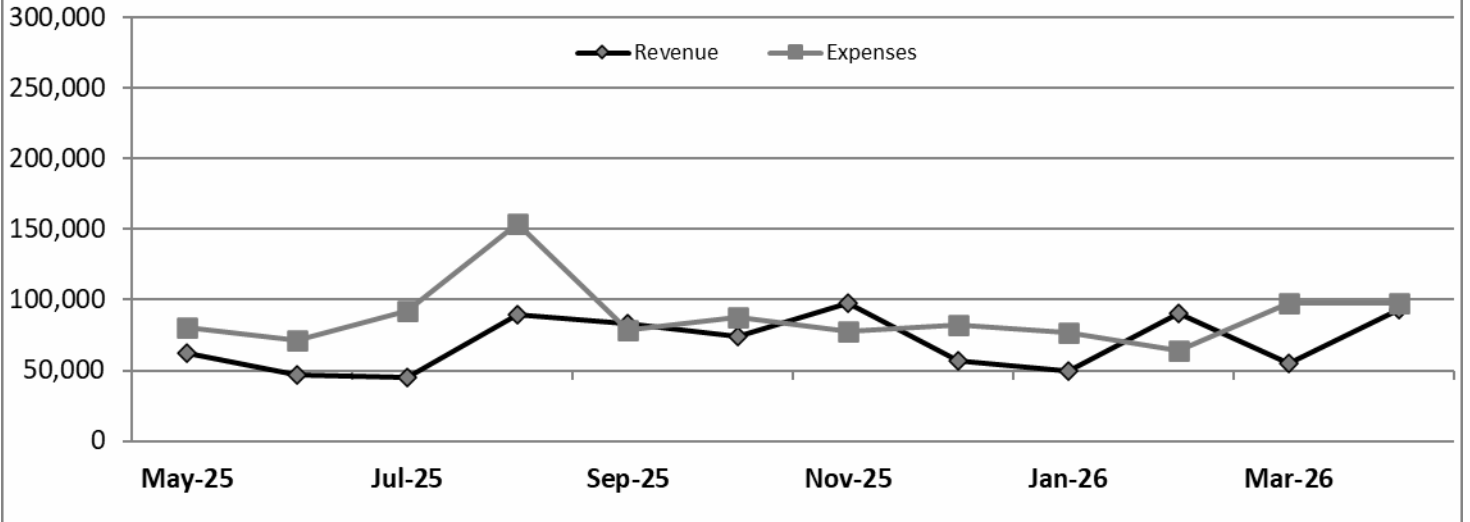
Page 12 – Related Party Transactions

Page 12 – Chair’s Discretionary Disbursements

End of Month Reports – Charts

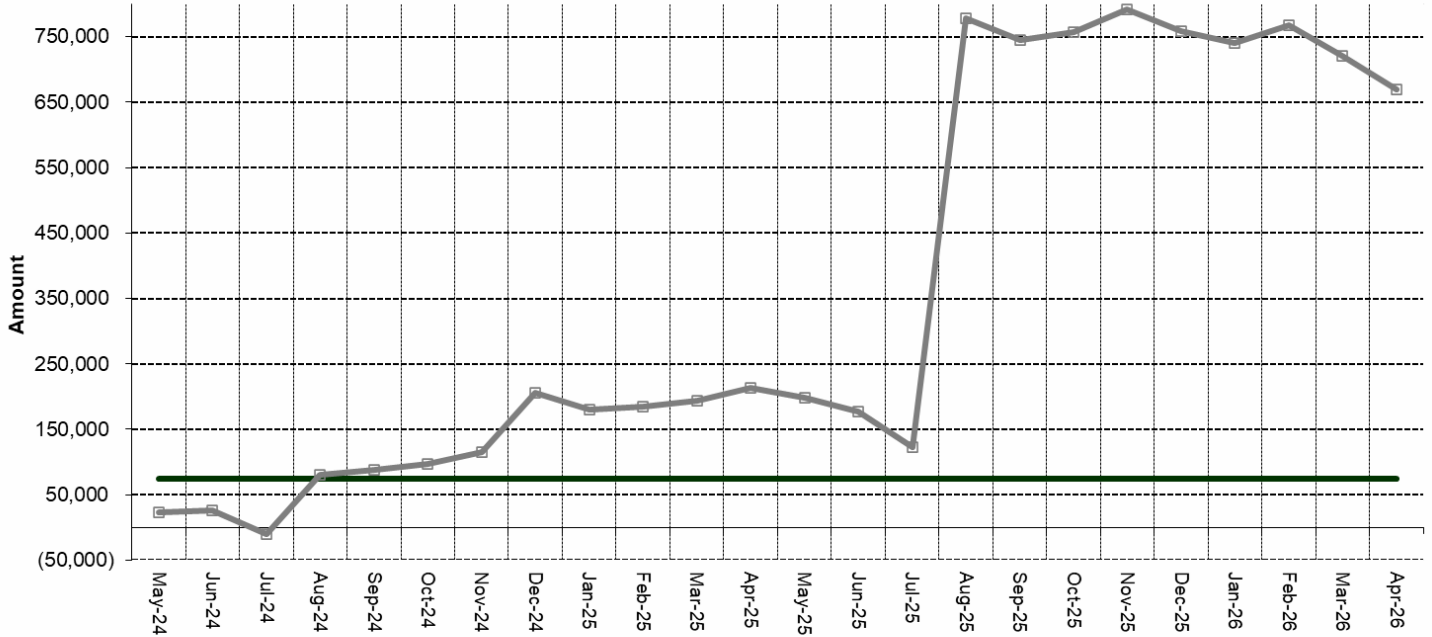


Monthly Revenue and Expenses - Past 12 Months - * Non Convention



Reserve Adequacy Trend (24 Months)

2026 Monthly Resv Target = \$74,120 - Curr Month Resv = \$669,428 *excludes TK JFA



		JAN	FEB	MAR	APR
	Total Cash	\$ 758,623	\$ 808,239	\$ 783,092	\$ 722,740
Minus	Temporary Restricted	\$ 1,730	\$ 1,730	\$ 1,730	\$ 1,730
Minus	Total Deferred Liabilities	\$ 48,012	\$ 68,050	\$ 88,283	\$ 120,972
Minus	Accounts Payable	\$ 20	\$ 46	\$ 117	\$ 1,558
Minus	Credit Card Balance	\$ 6,753	\$ 7,102	\$ 17,887	\$ 32,590
Minus	Accrued Expenses & Liabilities	\$ 13,257	\$ 13,012	\$ 14,638	\$ 14,665
Plus	Prepaid Expenses	\$ 46,290	\$ 43,779	\$ 55,351	\$ 115,409
Plus	Accrued Vacation	\$ 5,652	\$ 5,889	\$ 5,142	\$ 2,794
	Total Cash Reserve Adequacy	\$ 740,793	\$ 767,966	\$ 720,930	\$ 669,428

End of Month Reports – Financial Summary

Revenue - by Function as % of Total

2019 thru 2026 (Not Including Convention Packages)

	<u>2019</u>	<u>2020</u>	<u>2021</u>	<u>2022</u>	<u>2023</u>	<u>2024</u>	<u>2025</u>	<u>2026</u>
Membership Revenue	622,486	879,035	700,830	618,573	369,390	259,349	104,474	31,359
% Total Non Conv Revenue	41%	42%	33%	36%	33%	20%	11%	11%
General Fundraising	648,038	843,565	1,050,462	969,607	733,173	721,702	655,318	248,165
% Total Non Conv Revenue	43%	40%	50%	57%	65%	56%	72%	86%
Project/Program/Other	230,807	363,056	357,632	120,567	28,887	304,959	149,072	8,972
% Total Non Conv Revenue	15%	17%	17%	7%	3%	24%	16%	3%
Total Non Convention Revenue	1,501,331	2,085,656	2,108,924	1,708,747	1,131,450	1,286,009	908,865	288,495

P&L Acct Summary Last Month Plus YTD

January through December 2026

	<u>Jan-26</u>	<u>Feb-26</u>	<u>Mar-26</u>	<u>Apr-26</u>	<u>TOTAL</u>
Revenue					
4-4000 · Fundraising Membership Prog Rev	47,411	87,854	53,537	91,824	280,626
4-4100 · Restricted Project Revenue	171	245	231	171	818
4700 Other Receipts	1,879	1,644	1,703	1,446	6,672
4800 Misc Income					0
Credit Card Rewards		378			378
Total Revenue	49,462	90,121	55,471	93,441	288,495
Expense					
7-7000 · Fundraising Membership Prog Exp	12,715	9,245	29,683	11,654	63,298
7-7200 Convention & Special Event Exp					0
8000 · Salary & Related Expense	42,879	38,493	46,732	36,263	164,367
8100 · Admin & Overhead Expense	3,800	4,573	9,000	1,901	19,273
8200 · Professional Services	17,602	11,999	12,032	48,248	89,881
8300 · Depreciation Expense					0
8500 · Loss (Gain) on Disposal					0
Total Expense	76,996	64,310	97,447	98,065	336,819
Net Operating Income	(27,534)	25,811	(41,976)	(4,624)	(48,324)
Released from Restriction					
Net Income	(27,534)	25,811	(41,976)	(4,624)	(48,324)

Libertarian National Committee Inc

Balance Sheet Summary

As of April 30, 2026

Account	Total
∨ Assets	
∨ Current Assets	
Bank Accounts	\$1,200,844.59
Accounts Receivable	\$0.00
Other Current Assets	\$171,077.87
Total for Current Assets	\$1,371,922.46
Fixed Assets	\$0.00
Other Assets	\$0.00
Total for Assets	\$1,371,922.46
∨ Liabilities and Equity	
∨ Liabilities	
∨ Current Liabilities	
Accounts Payable	\$1,558.09
Credit Cards	\$32,589.81
Other Current Liabilities	\$613,741.16
Total for Current Liabilities	\$647,889.06
Long-term Liabilities	\$0.00
Total for Liabilities	\$647,889.06
Equity	\$724,033.40
Total for Liabilities and Equity	\$1,371,922.46

Libertarian National Committee Inc
Budget vs. Actual
January 2026 - April 2026

	Apr 2026			Total		
	Actual	Budget	over Budget	Actual	Budget	over Budget
Income						
4-4000 Fundraising Membership Prog Rev			-	-	-	-
4000-10 General Fundraising	12,592	13,750	(1,158)	51,832	55,000	(3,168)
4000-20 Other Membership	12,423	11,000	1,423	31,359	44,000	(12,641)
4000-30 Recurring Membership	66,569	44,000	22,569	196,055	176,000	20,055
4000-40 Ballot Access - Voter Reg Rev	57	1,667	(1,610)	277	6,667	(6,390)
4000-50 Campaign Candidate Support Rev	162	3,000	(2,839)	1,016	12,000	(10,984)
4000-60 Affiliate Support Revenue	22	167	(145)	87	667	(580)
4000-70 Historic Preservation Revenue		500	(500)	-	2,000	(2,000)
Total 4-4000 Fundraising Membership Prog Rev	91,824	74,083	17,741	280,626	296,333	(15,707)
4-4100 Restricted Project Revenue			-	-	-	-
4100.10 Building Fund Revenue	126		126	503	-	503
4100.20 Legal Fund Revenue	45	39	7	315	155	160
Total 4-4100 Restricted Project Revenue	171	39	132	818	155	663
4200 Events and Conventions			-	-	-	-
4200-10 Convention Revenue		30,562	(30,562)	-	122,248	(122,248)
4200-20 Conv Fundraising - Unrestricted		833	(833)	-	3,333	(3,333)
Total 4200 Events and Conventions	-	31,395	(31,395)	-	125,581	(125,581)
4500 Offsets to Operating Expend		3,692	(3,692)	-	14,767	(14,767)
4700 Other Receipts			-	-	-	-
4710 Interest & Dividends	1,446	3,333	(1,887)	6,672	13,333	(6,661)
Total 4700 Other Receipts	1,446	3,333	(1,887)	6,672	13,333	(6,661)
Credit Card Rewards			-	378	-	378
Total Income	93,441	112,542	(19,101)	288,495	450,170	(161,675)
Gross Profit	93,441	112,542	(19,101)	288,495	450,170	(161,675)

Libertarian National Committee Inc
Budget vs. Actual
January 2026 - April 2026

	Apr 2026			Total		
	Actual	Budget	over Budget	Actual	Budget	over Budget
Expenses						
7-7000 Fundraising Membership Prog Exp			-	-	-	-
7000-10 General Fundraising Expenses	3,811	9,167	(5,356)	13,056	36,667	(23,610)
7000-20 Other Membership Expense		483	(483)	-	1,933	(1,933)
7000-30 Recurring Membership Expenses		2,000	(2,000)	-	8,000	(8,000)
7000-60 Credit Card Fees Expense	1,619	4,153	(2,534)	9,145	16,611	(7,466)
7000-70 Store Expenses	478		478	2,743	-	2,743
7000-80 Core Services Expense			-	-	-	-
7000-81 Outreach & Activism Expense	2,332	1,667	665	7,225	6,667	559
7000-84 Ballot Access Petitioning Exp			-	15,000	-	15,000
7000-85 Campaign/Candidate Support & Training	3,000	3,000	-	12,000	12,000	-
7000-86 Ballot Access Petitioning Expense		1,667	(1,667)	2,500	6,667	(4,167)
7000-90 Historic Preservation Expense	414	500	(86)	1,628	2,000	(372)
Total 7000-80 Core Services Expense	5,746	6,833	(1,087)	38,353	27,333	11,020
Total 7-7000 Fundraising Membership Prog Exp	11,654	22,636	(10,982)	63,298	90,545	(27,247)
7-7200 Convention & Special Event Expe			-	-	-	-
7200-10 Convention General Expenses		12,354	(12,354)	-	49,415	(49,415)
7200-15 Convention Expense - Travel & Meals		9,833	(9,833)	-	39,333	(39,333)
Total 7-7200 Convention & Special Event Expe	-	22,187	(22,187)	-	88,748	(88,748)
8000 Salary & Related Expense			-	-	-	-
8005 Salary Hourly Bonus Sick & Vac	23,768	27,600	(3,832)	99,693	110,400	(10,707)
8015 Contractor Admin & Internships	6,000	6,650	(650)	34,200	26,600	7,600
8020 Employer Cont to P/R Tax	1,864	7,300	(5,436)	9,875	29,200	(19,325)
8030 Employer Cont to 401K & Adm	2,682	1,667	1,015	4,489	6,667	(2,178)
8060 Health Insurance	2,571	2,500	71	10,893	10,000	893
8070 Other Bens, Gdwill & Training		50	(50)	-	200	(200)
8080 Payroll Service Fees	(622)	2,000	(2,622)	5,217	8,000	(2,783)
Total 8000 Salary & Related Expense	36,263	47,767	(11,504)	164,367	191,067	(26,700)

Libertarian National Committee Inc
Budget vs. Actual
January 2026 - April 2026

	Apr 2026			Total		
	Actual	Budget	over Budget	Actual	Budget	over Budget
Expenses						
8100 Admin & Overhead Expense			-	-	-	-
8110 Ofc Supplies & Non Cap Equipt	54	208	(155)	329	833	(504)
8120 Telephone & Data Services	107	300	(193)	2,001	1,200	801
8130 Postage & Shipping	594	1,000	(406)	2,295	4,000	(1,705)
8160 Insurance - D/O Cyber - Other	(2,699)	417	(3,116)	(2,699)	1,667	(4,366)
8170 Occupancy Expenses			-	-	-	-
8170-50 Property / GL Insurance	1,677		1,677	6,710	-	6,710
Total 8170 Occupancy Expenses	1,677	-	1,677	6,710	-	6,710
8190 Software, Hardware & Other IT	1,837	2,500	(663)	9,605	10,000	(395)
8195 Other Expenses & Bank Fees	207	200	7	710	800	(90)
8198 Melio services fee	123	35	88	322	140	182
Total 8100 Admin & Overhead Expense	1,901	4,660	(2,759)	19,273	18,640	633
8200 Professional Services			-	-	-	-
8210 Legal	273		273	1,285	-	1,285
8210-10 Legal - General	35,100	6,583	28,517	49,842	26,333	23,509
8210-20 Legal - Proactive		1,667	(1,667)	-	6,667	(6,667)
Total 8210 Legal	35,373	8,250	27,123	51,127	33,000	18,127
8220 Accounting	3,675	3,750	(75)	14,734	15,000	(266)
8230 FEC Filing & Consulting	2,000	2,000	-	8,000	8,000	-
8240 Computer Services	7,200	3,000	4,200	14,400	12,000	2,400
8260 Audit Services		2,083	(2,083)	1,500	8,333	(6,833)
8270 Payment Processing Fee			-	121	-	121
Total 8200 Professional Services	48,248	19,083	29,165	89,881	76,333	13,548
Total Expenses	98,065	116,333	(18,268)	336,819	465,333	(128,514)
Net Operating Income	(4,624)	(3,791)	(834)	(48,324)	(15,163)	(33,161)
Net Income	(4,624)	(3,791)	(834)	(48,324)	(15,163)	(33,161)

Libertarian National Committee Inc

Balance Sheet As of April 30, 2026

	TOTAL			
	AS OF APR 30, 2026	AS OF MAR 31, 2026 (PP)	CHANGE	% CHANGE
▼ ASSETS				
▼ Current Assets				
▼ Bank Accounts				
▼ 11 Cash	0.00	0.00	0.00	
111U PNC Checking 8115 (Unrest)	35,959.30	41,347.34	-5,388.04	-13.03 %
112U Truist xxx8394 (Unrestricted)	38,709.76	95,120.03	-56,410.27	-59.30 %
113R PNC Check 2497 (Restricted)	10.00	10.00	0.00	0.00 %
114R Truist xxx8408 (Rest Building)	1,730.39	1,730.39	0.00	0.00 %
119R Truist xxx0094 JFA (Restricted)	28,126.96	30,626.96	-2,500.00	-8.16 %
Total 11 Cash	104,536.41	168,834.72	-64,298.31	-38.08 %
▼ 11.1 Investments				
110I PNC Bond Money Market	2,564.52	2,561.37	3.15	0.12 %
119R MM 119R MM Truist xxx0192 ...	1,093,743.66	1,092,300.90	1,442.76	0.13 %
Total 11.1 Investments	1,096,308.18	1,094,862.27	1,445.91	0.13 %
Total Bank Accounts	\$1,200,844.59	\$1,263,696.99	\$ -62,852.40	-4.97 %
▼ Other Current Assets				
1501 Undeposited Funds - Zoho / Ch...	55,669.37	11,139.47	44,529.90	399.75 %
▼ 16 Prepaid Expenses	0.00	0.00	0.00	
164 Prepaid Services	9,771.98	10,749.15	-977.17	-9.09 %
166 Prepaid Insurance	16,379.67	2,101.75	14,277.92	679.33 %
▼ 167 Prepaid Convention - Spec Event	84,975.00	42,500.00	42,475.00	99.94 %
167-10 Prepaid Convention Gene...	4,281.85	0.00	4,281.85	
Total 167 Prepaid Convention - S...	89,256.85	42,500.00	46,756.85	110.02 %
Total 16 Prepaid Expenses	115,408.50	55,350.90	60,057.60	108.50 %
Total Other Current Assets	\$171,077.87	\$66,490.37	\$104,587.50	157.30 %
Total Current Assets	\$1,371,922.46	\$1,330,187.36	\$41,735.10	3.14 %
TOTAL ASSETS	\$1,371,922.46	\$1,330,187.36	\$41,735.10	3.14 %

Libertarian National Committee Inc

Balance Sheet As of April 30, 2026

	TOTAL			
	AS OF APR 30, 2026	AS OF MAR 31, 2026 (PP)	CHANGE	% CHANGE
▶ ASSETS	\$1,371,922.46	\$1,330,187.36	\$41,735.10	3.14 %
▼ LIABILITIES AND EQUITY				
▼ Liabilities				
▼ Current Liabilities				
▼ Accounts Payable				
21 Accounts Payable	1,558.09	116.63	1,441.46	1,235.93 %
Total Accounts Payable	\$1,558.09	\$116.63	\$1,441.46	1,235.93 %
▼ Credit Cards				
▼ 22 Credit Cards				
2223 PNC Bus Options Visa	32,589.81	17,887.35	14,702.46	82.19 %
Total 22 Credit Cards	32,589.81	17,887.35	14,702.46	82.19 %
Total Credit Cards	\$32,589.81	\$17,887.35	\$14,702.46	82.19 %
▼ Other Current Liabilities				
▼ 24 Accrued Expenses				
241 Accrued Payroll	11,870.76	9,496.61	2,374.15	25.00 %
242 Accrued Vacation	2,793.82	5,141.51	-2,347.69	-45.66 %
Total 24 Accrued Expenses	14,664.58	14,638.12	26.46	0.18 %
▼ 27 Deferred Liabilities				
▼ 272 Deferred Convention Revenue	0.00	0.00	0.00	
272-20 Deferred Convention Fu...	119,803.88	87,265.88	32,538.00	37.29 %
Total 272 Deferred Convention...	119,803.88	87,265.88	32,538.00	37.29 %
276 Joint Affiliate Portion of Rev	1,167.74	1,016.62	151.12	14.86 %
277 JFA Liability	478,104.96	480,604.96	-2,500.00	-0.52 %
Total 27 Deferred Liabilities	599,076.58	568,887.46	30,189.12	5.31 %
Total Other Current Liabilities	\$613,741.16	\$583,525.58	\$30,215.58	5.18 %
Total Current Liabilities	\$647,889.06	\$601,529.56	\$46,359.50	7.71 %
Total Liabilities	\$647,889.06	\$601,529.56	\$46,359.50	7.71 %
▼ Equity				
31 General Operating	770,626.95	770,626.95	0.00	0.00 %
▼ 32 Temp. Restricted Balances				
3204 Fund - Building	1,730.39	1,730.39	0.00	0.00 %
Total 32 Temp. Restricted Balances	1,730.39	1,730.39	0.00	0.00 %
Net Income	-48,323.94	-43,699.54	-4,624.40	-10.58 %
Total Equity	\$724,033.40	\$728,657.80	\$ -4,624.40	-0.63 %
TOTAL LIABILITIES AND EQUITY	\$1,371,922.46	\$1,330,187.36	\$41,735.10	3.14 %

Libertarian National Committee Inc
Statement of Cash Flows
January-April, 2026

Full name	Jan 2026	Feb 2026	Mar 2026
OPERATING ACTIVITIES			
Net Income	(27,534)	25,811	(41,976)
Adjustments to reconcile Net Income to Net Cash provided by operations:			
1501 Undeposited Funds - Zoho / Checks	1,655	643	(4,313)
164 Prepaid Expenses:Prepaid Services	833	833	(10,749)
166 Prepaid Expenses:Prepaid Insurance	1,677	1,677	1,677
167 Prepaid Expenses:Prepaid Convention - Spec Event			(2,500)
167-10 Prepaid Expenses:Prepaid Convention - Spec Event:Prepaid Convention General Exp			
21 Accounts Payable	(2,500)	26	70
2223 Credit Cards:PNC Bus Options Visa	(2,123)	350	10,785
241 Accrued Expenses:Accrued Payroll	(7,710)	0	2,374
242 Accrued Expenses:Accrued Vacation	(401)	237	(748)
251 Accrued Payroll Taxes:Payroll Tax Liabilities			
272-20 Deferred Liabilities:Deferred Convention Revenue:Deferred Convention Fundraising	15,080	19,975	20,044
276 Deferred Liabilities:Joint Affiliate Portion of Rev	63	63	188
277 Deferred Liabilities:JFA Liability			
Total for Adjustments to reconcile Net Income to Net Cash provided by operations:	6,576	23,805	16,829
Net cash provided by operating activities	(20,959)	49,615	(25,147)
NET CASH INCREASE FOR PERIOD	(20,959)	49,615	(25,147)

RELATED PARTY TRANSACTIONS AS OF: 05/13/2026

Related Party Donations	BSM Expires	Date of Last Contribution	Amount	2026 YTD Contributions	Lifetime Giving
Paul Darr	Life Member	03/08/26	\$ 103.20	\$ 206.40	\$ 2,515.59
Paul Bracco	Life Member	02/01/25	\$ 5.00	\$ -	\$ 1,739.30
Keith Thompson	Life Member	08/03/25	\$ 103.20	\$ -	\$ 1,650.53
Ben Wier	03/14/27	05/09/26	\$ 26.05	\$ 52.10	\$ 307.35
Travis Bost	Life Member	05/07/26	\$ 51.75	\$ 258.75	\$ 3,977.10
Robert Vinson	02/13/27	02/12/26	\$ 26.03	\$ 26.03	\$ 102.06
Aron Lam	03/31/27	03/30/26	\$ 51.75	\$ 51.75	\$ 390.75
Evan McMahon	Life Member	05/17/25	\$ 50.00	\$ -	\$ 2,517.10
Matt Johnson	Life Member	03/25/26	\$ 50.00	\$ 150.00	\$ 5,087.95
Otto Dassing	02/14/27	02/13/26	\$ 25.00	\$ 25.00	\$ 700.00
Andrew Chadderton	Life Member	04/26/26	\$ 5.15	\$ 20.60	\$ 2,187.05
Jonathan McGee	Life Member	05/05/26	\$ 350.16	\$ 762.96	\$ 7,975.01
Jessi Cowart	08/28/26	12/06/25	\$ 103.20	\$ -	\$ 702.92
Patrick Ford	08/03/26	08/02/25	\$ 25.00	\$ -	\$ 637.10
Meredith Hays	05/08/26	05/07/26	\$ 26.05	\$ 26.05	\$ 210.25
Gregory Hertzsch	Life Member	05/01/26	\$ 10.00	\$ 50.00	\$ 5,507.10
Dustin Nanna	06/12/26	06/10/25	\$ 25.00	\$ -	\$ 1,383.00
Dustin Coffell	03/03/27	05/02/26	\$ 20.88	\$ 88.67	\$ 88.67
Steven Nekhaila	Life Member	05/05/26	\$ 350.05	\$ 659.65	\$ 8,621.38
William Redpath	Life Member	04/22/26	\$ 85.00	\$ 340.00	\$ 109,680.82
Andrew Watkins	Life Member	11/10/25	\$ 25.00	\$ -	\$ 1,126.75
James Wiley	05/16/26	05/16/25	\$ 26.03	\$ -	\$ 86.03
Austin Martin	02/14/27	02/13/26	\$ 60.00	\$ 26.03	\$ 112.06
Samual Bohler	10/08/26	10/07/25	\$ 25.75	\$ -	\$ 1,450.60
Douglas Knebel	04/02/27	05/01/26	\$ 26.03	\$ 104.12	\$ 295.45
Mimi Robson	Life Member	05/03/26	\$ 26.03	\$ 361.67	\$ 3,808.38
Trendalyn Hallesy	05/19/26	05/18/25	\$ 51.75	\$ -	\$ 357.70
Katherine Yeniscavich	Life Member	11/14/25	\$ 10.30	\$ -	\$ 2,882.80
Caryn Ann Harlos	Life Member	05/27/24	\$ 25.75	\$ -	\$ 5,828.93
Adrian Malagon	Life Member	05/01/25	\$ 5.15	\$ -	\$ 2,381.55
Roman Garcia	Life Member	01/25/25	\$ 100.00	\$ -	\$ 5,589.55
Angela McArdle	01/01/26	02/01/26	\$ 5.00	\$ 10.00	\$ 2,022.30
Nick Shawhan	03/01/25	02/29/24	\$ 125.00	\$ -	\$ 625.00
Adam Haman	06/19/25	08/22/24	\$ 51.75	\$ -	\$ 663.47
Total Contributions (Curr Board):			\$ 1,681.31	\$ 3,209.78	\$ 162,860.30

Related Party Disbursements	Memo	Current Month Disbursement	YTD Disbursements
Free Libertarian Party New Mexico	State Membership Transfer		
LPAK - LP Alaska	State Membership Transfer		
LPCA - LP California	State Membership Transfer		
LPIA - LP Iowa			
LPME - LP ME	Ballot Access		
LPNM - LP New Mexico	State Membership Transfer		
LP - North Dakota	Membership		
LPVA - LP Virginia	State Membership Transfer		
Total Disbursements:		\$ -	\$ -

CHAIR'S DISCRETIONARY DISBURSEMENTS FOR 2025

Chair	Memo	MTD	YTD